



IN-TANK ²⁰²¹⁻CATALOG FUEL PUMPS



HKT CORPORATION

DURABILITY

PERFORMANCE

SUPREME

RELIABILITY

LINE-UP

SATISFACTION



IN-TANK

Contents


IN-TANK FUEL PUMPS CATALOG

01 02~11
Product Appearance

02 12~39
Car Application

03 40~46
Cross Reference List

04 47~48
Important Notice



FUEL PUMPS

01 Product Appearance

01

Product Appearance

02

Car Application

03

Cross Reference List

04

Important Notice

HKT No.	Fuel pump	Connector	Strainer
GIP-501 HONDA, MAZDA, MITSUBISHI, NISSAN, SUZUKI, etc.			
GIP-502 TOYOTA, LEXUS			
GIP-503 TOYOTA COROLLA, YARIS, etc.			
GIP-504 TOYOTA INNOVA			
GIP-505 TOYOTA FORTUNER, HILUX, etc.			
GIP-506 SUZUKI APV, CARRY			

HKT No.	Fuel pump	Connector	Strainer
<p>GIP-507</p> <p>TOYOTA HIACE, etc.</p>			
<p>GIP-508</p> <p>NISSAN CIVILIAN, DATSUN TRUCK</p>			
<p>GIP-509</p> <p>HONDA ACCORD, NISSAN CARAVAN, etc.</p>			
<p>GIP-510</p> <p>NISSAN SKYLINE, SUNNY, etc.</p>			
<p>GIP-511</p> <p>MAZDA 3</p>			
<p>GIP-512</p> <p>MAZDA 2</p>			

01

Product Appearance

02

Car Application

03

Cross Reference List

04

Important Notice

01 Product Appearance

01

Product Appearance

02



Car Application

03

Cross Reference List

04

Important Notice

HKT No.	Fuel pump	Connector	Strainer
GIP-513 TOYOTA CAMRY			
GIP-514 TOYOTA LAND CRUISER, PRIUS, etc.			
GIP-515 HONDA CIVIC			
GIP-516 HONDA ACCORD, CR-V, etc.			
GIP-517 PERODUA MYVI, TOYOTA AVANZA, etc.			
GIP-518 MITSUBISHI OUTLANDER, SUZUKI SWIFT, etc.			

HKT No.	Fuel pump	Connector	Strainer
<p>GIP-519</p> <p>HONDA PRELUDE</p>			
<p>GIP-520</p> <p>HONDA JAZZ, etc.</p>			
<p>GIP-521</p> <p>HYUNDAI SONATA, etc.</p>			
<p>GIP-522</p> <p>HYUNDAI ELANTRA, SONATA, etc.</p>			
<p>GIP-523</p> <p>HONDA CIVIC, ODYSSEY, etc.</p>			
<p>GIP-524</p> <p>HYUNDAI ACCENT, SANTA FE, etc.</p>			

01

Product Appearance

02

Car Application

03

Cross Reference List

04

Important Notice

01 Product Appearance

01

Product Appearance

02



















Car Application

03

Cross Reference List

04

Important Notice

HKT No.	Fuel pump	Connector	Strainer
<p>GIP-525</p> <p>NISSAN CEFIRO, PATHFINDER, etc.</p>			
<p>GIP-526</p> <p>NISSAN FRONTIER</p>			
<p>GIP-527</p> <p>HONDA CIVIC, STREAM, etc.</p>			
<p>GIP-528</p> <p>HYUNDAI ELANTRA, SONATA, etc.</p>			
<p>GIP-529</p> <p>HONDA ACCORD, etc.</p>			
<p>GIP-530</p> <p>SUBARU IMPREZA, LEGACY, etc.</p>			

HKT No.	Fuel pump	Connector	Strainer
<p>GIP-531</p> <p>HONDA ODYSSEY, etc.</p>			
<p>GIP-532</p> <p>MAZDA 626</p>			
<p>GIP-533</p> <p>MAZDA B2300, B3000</p>			
<p>GIP-534</p> <p>MAZDA B2500, B3000, etc.</p>			
<p>GIP-535</p> <p>TOYOTA RAV4, etc.</p>			
<p>GIP-536</p> <p>TOYOTA RAV4, etc.</p>			

01

Product Appearance

02

Car Application

03

Cross Reference List

04

Important Notice

01 Product Appearance

01

Product Appearance

02

Car Application

03

Cross Reference List

04

Important Notice

HKT No.	Fuel pump	Connector	Strainer
<p>GIP-537</p> <p>TOYOTA VIOS, YARIS, etc.</p>			
<p>GIP-538</p> <p>TOYOTA CAMRY, etc.</p>			
<p>GIP-539</p> <p>TOYOTA PRIUS, INNOVA, etc.</p>			
<p>GIP-540</p> <p>LEXUS LX570, TOYOTA LAND CRUISER, etc.</p>			
<p>GIP-541</p> <p>TOYOTA PROBOX, YARIS, etc.</p>			
<p>GIP-542</p> <p>SUZUKI CELERIO, CULTUS</p>			

HKT No.	Fuel pump	Connector	Strainer
<p>GIP-543</p> <p>DAIHATSU SIGRA, TOYOTA CALYA</p>			
<p>GIP-544</p> <p>TOYOTA VIOS, YARIS</p>			
<p>GIP-545</p> <p>TOYOTA FORTUNER, HILUX REVO</p>			
<p>GIP-546</p> <p>TOYOTA COROLLA ALTIS, VIOS</p>			
<p>GIP-547</p> <p>DAIHATSU AYL A, TOYOTA AGYA, etc.</p>			
<p>GIP-548</p> <p>MITSUBISHI XPANDER</p>			

01

Product Appearance

02

Car Application

03

Cross Reference List

04

Important Notice

01 Product Appearance

01

Product Appearance

02

Car Application

03

Cross Reference List

04

Important Notice

HKT No.	Fuel pump	Connector	Strainer
GIP-549 TOYOTA HIACE			
GIP-550 DAIHATSU XENIA, TOYOTA AVANZA			
GIP-601 TOYOTA LAND CRUISER, etc.			
GIP-602 MAZDA, MITSUBISHI, NISSAN, TOYOTA, etc.			
GIP-603 NISSAN SENTRA, etc.			
GIP-604 SUZUKI AMENITY, etc.			-

HKT No.	Fuel pump	Connector	Strainer
<p>GIP-605</p> <p>ISUZU D-MAX</p>			
<p>GIP-606</p> <p>FORD RANGER, MAZDA BT-50</p>			
<p>GIP-607</p> <p>HYUNDAI GRAND i10</p>			-

01

Product Appearance

02

Car Application

03

Cross Reference List

04

Important Notice

02 Car Application

01

Product Appearance

02









Car Application

03









Cross Reference List

04

Important Notice

 Car Model	 Model Code	 Model Year	 Engine	 Size	 Cyl	 HKT No.	 Reference No.
ACURA							
ACCORD	CD4	1996-1997	F20B	2.0	L4	GIP-509	17040-SW5-A32
ACCORD	CD5	1996-1997	F22B	2.2	L4	GIP-509	17040-SW5-A32
ACCORD	CE6	1996-1997	C27A	2.7	V6	GIP-509	17040-SV1-A32
ACCORD	CF8	1998-2000	F23A	2.3	L4	GIP-529	17040-S84-A02
ACCORD	CF9	1998-2000	F20B	2.0	L4	GIP-529	17040-S84-A02
ACCORD	CG1	1998-2000	J30A	3.0	V6	GIP-529	17040-S84-A02
CIVIC	EG4	1993-1995	D15B	1.5	L4	GIP-523	17040-SR3-A31
CIVIC	EG6	1993-1995	B16A	1.6	L4	GIP-523	17040-SR3-A31
CIVIC	EK4	1996-2000	B16A	1.6	L4	GIP-523	17040-S04-G41
CL	YA1	1997-1999	F23A	2.3	L4	GIP-509	17040-SW5-A30
CL	YA4	2001-2003	J31A	3.2	V6	GIP-529	17040-S3M-A00
INTEGRA	DA5	1990-1993	B18B	1.8	L4	GIP-602	17040-SK7-A70
INTEGRA	DB7	1994-1999	B18B	1.8	L4	GIP-523	17040-S04-G41
MDX	YD1	2003-2005	J35A	3.5	V6	GIP-516	17045-S3V-A50 *
SLX	UBS26	1996-1999	6VE1	3.5	V6	GIP-501	8-97163-248-1
TL	UA5	2001-2003	J32A	3.2	V6	GIP-529	17040-S3M-A00
TL	UA6	2003-2008	J32A	3.2	V6	GIP-516	17045-SEP-A01 *
TL		2004-2008	J30A	3.0	V6	GIP-516	17045-SEP-A01 *
TSX	CL9	2004-2008	K24A	2.4	L4	GIP-516	17045-SEC-A00 *
DAIHATSU							
AYLA	B100	2012-2017	1KR-DE	1.0	L3	GIP-547	23100-BZ150 23210-BZ170 *
AYLA	B100	2012-2017	3NR-DE	1.2	L4	GIP-547	23100-BZ150 23210-BZ170 *
CHARADE	G100	1988-1992	HC-E	1.3	L4	GIP-602	23100-87733 23210-87711 *
MATERIA	M401LS	2006-2016	3SZ-VE	1.5	L4	GIP-517	23100-B1030
MATERIA	M401LS	2006-2016	K3-VE	1.3	L4	GIP-517	23100-B1030
RUSH	F700	2006-2018	3SZ-VE	1.5	L4	GIP-517	23100-BZ010
SIGRA		2016-	1KR-FE	1.0	L3	GIP-543	23220-BZ020 23210-BZ180 *
SIGRA		2016-	3NR-FE	1.2	L4	GIP-543	23220-BZ020 23210-BZ180 *
SIRION	M301	2004-2010	K3-VE	1.3	L4	GIP-517	23100-B1030 23210-B1010 *
SIRION	M301LS	2004-2010	3SZ-VE	1.5	L4	GIP-517	23100-B1030
XENIA	F601	2004-2011	K3-VE	1.3	L4	GIP-517	23100-BZ090 23210-BZ100 *
XENIA		2011-2014	EJVE	1.0	L3	GIP-550	23100-BZ220 23210-BZ130 *
XENIA		2011-2014	K3-VE	1.3	L4	GIP-550	23100-BZ220 23210-BZ130 *
XENIA		2015-	1NR-VE	1.3	L4	GIP-550	23100-BZ220 23210-BZ130 *
XENIA		2015-	EJVE	1.0	L3	GIP-550	23100-BZ220 23210-BZ130 *

*= Module assy number

 Car Model	 Model Code	 Model Year	 Engine	 Size	 Cyl	 HKT No.	 Reference No.
FORD							
RENGER DIESEL		2011-	TDCi	3.2	L4	GIP-606	A2C53440189 AB39-9H307-EC *
HONDA							
ACCORD	CA5	1989-1994	F20A	2.0	L4	GIP-602	17040-SM4-A30 17708-SE0-S30 *
ACCORD	CB7	1990-1993	F22A	2.2	L4	GIP-602	17040-SM4-A30
ACCORD	CC7	1992-1994	H23A	2.3	L4	GIP-602	17040-SM4-A30
ACCORD	CD3	1994-1997	F18B	1.8	L4	GIP-509	17040-SW5-932
ACCORD	CD4	1996-1997	F20B	2.0	L4	GIP-509	17040-SW5-A32
ACCORD	CD5	1994-1997	F22B	2.2	L4	GIP-509	17040-SW5-A32
ACCORD	CF8	1998-2002	F23A	2.3	L4	GIP-529	17040-S84-A02
ACCORD	CF9	1998-2002	F20B	2.0	L4	GIP-529	17040-S84-A02
ACCORD	CG1	1998-2002	J30A	3.0	V6	GIP-529	17040-S84-A02
ACCORD	CM4	2003-2007	K20A	2.0	L4	GIP-529	17040-SDC-E00
ACCORD	CM5	2003-2007	K24A	2.4	L4	GIP-529	17040-SDC-E00
ACCORD	CM6	2003-2007	J30A	3.0	V6	GIP-516	17040-SDD-E00
ACCORD	CU1	2007-2013	K24A	2.4	L4	GIP-516	17045-SEC-A00 *
ACCORD AERODECK	CE1	1995-1997	F22B	2.2	L4	GIP-509	17040-SV1-A31
ACCORD AERODECK	CE2	1995-1997	F20B	2.0	L4	GIP-509	17040-SV1-A31
ACCORD COUPE	CC1	1992-1993	F20A	2.0	L4	GIP-602	17040-SM4-A30
ACCORD COUPE	CD7	1994-1997	F22B	2.2	L4	GIP-509	17040-SV1-A31
ACCORD COUPE	CD9	1994-1997	F20B	2.0	L4	GIP-509	17040-SV1-A31
ACCORD COUPE	CG2	1998-2002	J30A	3.0	V6	GIP-529	17040-S84-A02
ACCORD COUPE	CG3	1998-2002	F23A	2.3	L4	GIP-529	17040-S84-A02
ACCORD COUPE	CG4	1998-2002	F20B	2.0	L4	GIP-529	17040-S84-A02
ACCORD COUPE	SM7	2003-2007	J30A	3.0	V6	GIP-516	17040-SDD-E00
ACCORD WAGON	CB8	1991-1993	F22A	2.2	L4	GIP-602	17040-SM4-A30
ACCORD WAGON	CC9	1993-1993	F20Z	2.0	L4	GIP-602	17040-SM4-A30
CITY	GD6	2004-2008	L13A	1.3	L4	GIP-520	17040-SAA-000
CITY	GD8	2003-2008	L15A	1.5	L4	GIP-520	17040-SAA-M00
CITY	GE1	2003-2008	L12A	1.2	L4	GIP-520	17040-SAA-000
CIVIC	ED3	1988-1991	D15B	1.5	L4	GIP-602	17708-SH3-A36 *
CIVIC	ED4	1988-1991	D16A	1.6	L4	GIP-602	17708-SH5-A31 *
CIVIC	EG6	1992-2001	D16A	1.6	L4	GIP-523	17040-S04-G41
CIVIC	EG8	1992-2001	D15B	1.5	L4	GIP-523	17040-S02-L00
CIVIC	EJ9	1996-2000	D14A	1.4	L4	GIP-523	17040-S04-G31
CIVIC	EP1	2001-2005	D14Z	1.4	L4	GIP-527	17040-S5A-930

*= Module assy number

01

Product Appearance

02

Car Application

03

Cross Reference List

04

Important Notice

02 Car Application

01

Product Appearance

02









Car Application

03









Cross Reference List

04

Important Notice

 Car Model	 Model Code	 Model Year	 Engine	 Size	 Cyl	 HKT No.	 Reference No.
HONDA							
CIVIC	EP2	2001-2005	D16V	1.6	L4	GIP-527	17040-S5A-930
CIVIC	EP3	2001-2005	K20A	2.0	L4	GIP-527	17040-S6M-930 17045-S5A-A00 *
CIVIC	ES8	2001-2005	D15Y	1.5	L4	GIP-527	17040-S5H-P30
CIVIC	FA1	2007-2008	R18A	1.8	L4	GIP-515	17045-SNA-A31 *
CIVIC	FD1	2009-2011	R18A	1.8	L4	GIP-515	17045-SNA-020 *
CIVIC	FD4	2009-2011	R16A	1.6	L4	GIP-515	17045-SNA-020 *
CIVIC	S5A	2001-2005	D17A	1.7	L4	GIP-527	17040-S5H-T30
CIVIC COUPE	EJ1	1994-2000	D16Z	1.6	L4	GIP-523	17040-S01-A31
CIVIC COUPE	EJ2	1994-1995	D15B	1.5	L4	GIP-523	17040-SR1-A31
CIVIC COUPE	EM2	2001-2005	D17A	1.7	L4	GIP-527	17040-S5A-930
CIVIC CRX	ED9	1986-1991	D16A	1.6	L4	GIP-602	17708-SH2-S00 *
CIVIC CRX	EG2	1992-1997	B16A	1.6	L4	GIP-510	17040-SR2-A33
CIVIC SHUTTLE	EE2	1989-1989	D15B	1.5	L4	GIP-602	17040-SH5-A30
CIVIC SHUTTLE	EE4	1993-1995	D16Z	1.6	L4	GIP-602	17040-SH5-A30
CONCERTO	MA2	1989-1990	D16Z	1.6	L4	GIP-602	17708-SH3-A36 *
CR-V	DR1	1997-2001	B20B	2.0	L4	GIP-509	17040-S10-C20
CR-V	RD5	2002-2006	K20A	2.0	L4	GIP-520	17040-S9A-000
CR-V	RE3	2007-2010	K24A	2.4	L4	GIP-516	17045-SWA-A01 *
FIT ARIA	GD6	2002-2009	L15A	1.5	L4	GIP-520	17040-SAA-000
FIT JAZZ	GD6	2005-2008	L13A	1.3	L4	GIP-520	17040-SAA-000
FIT JAZZ	GD6	2005-2008	L15A	1.5	L4	GIP-520	17040-SAA-000
HR-V	GH1	1999-2005	D16W	1.6	L4	GIP-529	17040-S2H-930
INSIGHT	ZE1	2000-2005	ECA1	1.0	L3	GIP-529	17040-S3Y-000
INTEGRA	DA5	1990-1993	B17A	1.7	L4	GIP-602	17708-SK7-A32 *
INTEGRA	DA5	1990-1993	B18B	1.8	L4	GIP-602	17708-SK7-A35 *
INTEGRA	DB8	1994-2000	B18C	1.8	L4	GIP-523	17040-ST7-A33
JAZZ	GD1	2002-2008	L13A	1.3	L4	GIP-520	17040-SAA-000
JAZZ	GD3	2003-2008	L15A	1.5	L4	GIP-520	17040-SAA-000
JAZZ	GD5	2002-2008	L12A	1.2	L4	GIP-520	17040-SAA-000
JAZZ	GE6	2009-2011	L13Z	1.3	L4	GIP-520	17045-TF0-000 *
JAZZ	GE8	2009-2011	L15A	1.5	L4	GIP-520	17045-TF0-000 *
JAZZ	GG1	2009-2011	L12B	1.2	L4	GIP-520	17045-TF0-000 *
LEGEND	HSS	1987-1987	C25A	2.5	V6	GIP-602	17708-SD4-013 *
LEGEND	KA1	1986-1990	C27A	2.7	V6	GIP-602	17708-SD4-033 *
LEGEND	KA1	1986-1990	C27A	2.7	V6	GIP-602	17708-SG0-A31 *

*= Module assy number

 Car Model	 Model Code	 Model Year	 Engine	 Size	 Cyl	 HKT No.	 Reference No.
HONDA							
LEGEND	KA4	1987-1990	C27A	2.7	V6	GIP-602	17708-SG0-S31 *
LEGEND	KA7	1991-1995	C32A	3.2	V6	GIP-602	17040-SP0-A30
ODYSSEY	RA1	1992-2001	F22B	2.2	L4	GIP-523	17040-SX0-A32
ODYSSEY	RA1	1992-2001	F23A	2.3	L4	GIP-523	17040-ST7-L31
ODYSSEY	RA6	1999-2004	J35A	3.5	V6	GIP-531	17040-S3V-A00
ODYSSEY	RA6	2000-2004	F23A	2.3	L4	GIP-531	17040-S0X-A00
ODYSSEY	RA8	2000-2004	J30A	3.0	V6	GIP-531	17040-S0X-A00
ODYSSEY	RB1	2003-2008	K24A	2.4	L4	GIP-527	17045-SHJ-A30 *
ODYSSEY	RL1	2000-2004	J35A	3.5	V6	GIP-531	17040-S0X-A00
ODYSSEY	RL3	2005-2009	J35A	3.5	V6	GIP-527	17045-SHJ-A30 *
PASSPORT	UCS69GW	1994-1995	4ZE1	2.6	L4	GIP-602	8-97069-336-1
PASSPORT	UCS69GW	1994-2004	4ZE1	2.6	L4	GIP-501	8-97118-512-0
PASSPORT	UCS69GW	1996-1997	6VD1	3.2	V6	GIP-501	8-97118-858-0
PILOT	YF1	2002-2008	J35A	3.5	V6	GIP-531	17045-S3V-A00 *
PRELUDE	BA4	1988-1996	B20A	2.0	L4	GIP-602	17040-SS0-A30 17708-SF1-931 *
PRELUDE	BA8	1992-1996	F22A	2.2	L4	GIP-602	17040-SS0-A30
PRELUDE	BB2	1992-1996	H23A	2.3	L4	GIP-602	17040-SS0-A30
PRELUDE	BB5	1996-2001	H22A	2.2	L4	GIP-523	17040-S30-A50
PRELUDE	BB6	1997-1998	H22A	2.2	L4	GIP-519	17040-S30-A31
S2000	AP1	2000-2009	F20C	2.0	L4	GIP-529	17040-S2A-A50
SHUTTLE	RA1	1995-1997	F22B	2.2	L4	GIP-523	17040-SX0-A30
STREAM	RN1	2001-2005	D17A	1.7	L4	GIP-501	17040-S7A-931
STREAM	RN3	2001-2005	K20A	2.0	L4	GIP-501	17040-S7A-931
STREAM	RN6	2006-2014	R18A	1.8	L4	GIP-527	17040-S5A-930 17708-SMA-931-M1 *
STREAM	RN6	2006-2014	R20A	2.0	L4	GIP-527	17040-S5A-930 17708-SMA-931-M1 *
VIGOR	CB5	1992-1994	G25A	2.5	L5	GIP-602	17708-SL5-A31 *
HYUNDAI							
ACCENT		1995-1999		1.5	L4	GIP-528	31111-22050
ACCENT		2000-2002		1.5	L4	GIP-524	31110-25510
ACCENT		2001-2005		1.6	L4	GIP-524	31110-25510
ACCENT		2006-2011		1.6	L4	GIP-522	31111-09000
ELANTRA		1992-1995		1.8	L4	GIP-501	31111-28150
ELANTRA		1996-1998		1.8	L4	GIP-528	31111-22050
ELANTRA		1999-2000		2.0	L4	GIP-528	31111-22050
ELANTRA		2001-2011		2.0	L4	GIP-522	31111-09000

*= Module assy number

01

Product Appearance

02









Car Application

03








Cross Reference List

04

Important Notice

 Car Model	 Model Code	 Model Year	 Engine	 Size	 Cyl	 HKT No.	 Reference No.
HYUNDAI							
GRAND i10		2013-	Kappa	1.0	L3	GIP-607	31111-B4000
GRAND i10		2013-	Kappa	1.2	L4	GIP-607	31111-B4000
SANTA FE		2001-2003		2.4	L4	GIP-524	31110-26350
SANTA FE		2001-2003		2.7	V6	GIP-524	31110-26750
SONATA		1993-1998		2.0	L4	GIP-501	31110-33610
SONATA		1993-1998		3.0	V6	GIP-501	31110-33610
SONATA		1999-2001		2.4	L4	GIP-528	31111-22050
SONATA		1999-2001		2.5	V6	GIP-528	31111-22050
SONATA		2002-2005		2.4	L4	GIP-521	31110-39100
SONATA		2002-2005		2.7	V6	GIP-521	31110-39100
SONATA		2006-2007		2.4	L4	GIP-522	31110-3K600
SONATA		2006-2010		3.3	V6	GIP-522	31110-3K700
TIBURON		1997-1998		1.8	L4	GIP-528	31111-22050
TIBURON		1997-2001		2.0	L4	GIP-528	31111-22050
TIBURON		2003-2008		2.0	L4	GIP-522	31110-2C531
TIBURON		2003-2008		2.7	V6	GIP-522	31110-2C631
XG300		2001-		3.0	V6	GIP-528	31111-38000
XG350		2002-		3.5	V6	GIP-528	31111-38000
XG350		2003-2005		3.5	V6	GIP-521	31110-39100
INFINITI							
G20	P11	1998-2002	SR20DE	2.0	L4	GIP-501	17042-6J900
I30	A32B	2000-2004	VQ30DE	3.0	V6	GIP-524	17042-2Y904
I30	U11	1996-1999	VG30E	3.0	V6	GIP-510	17042-33E00
ISUZU							
BIGHORN	UBS25	1998-2002	6VD1,E1	3.2	V6	GIP-501	8-97118-512-0
D-MAX	RA	2005-2010	4JA1-T	2.5	L4	GIP-605	8-98159-358-0
D-MAX	RC	2005-2010	4JJ1-TCX	3.0	L4	GIP-605	8-98159-358-0
FASTER	TFR	1999-2003	22LE	2.2	L4	GIP-501	8-97041-876-1
IMPULSE	JR120	1988-1991	4ZC1	2.0	L4	GIP-501	8-97041-876-1
IMPULSE	JT221	1991-1994	4XF1	1.8	L4	GIP-501	8-97118-512-0
OASIS		1996-1999	F23A	2.3	L4	GIP-501	5-86202-235-0
RODEO	TFS	1999-2003	6VD1	3.2	V6	GIP-501	8-97041-876-1
STYLUS		1993-2000	4XF1	1.8	L4	GIP-501	8-94479-418-2
TROOPER		1998-2002	6VE1	3.5	V6	GIP-501	8-97118-512-0

*= Module assy number

 Car Model	 Model Code	 Model Year	 Engine	 Size	 Cyl	 HKT No.	 Reference No.
KIA							
AMANTI		2004-2006		3.5	V6	GIP-521	31110-3F510
AMANTI		2007-2009		3.8	V6	GIP-528	31110-3F700
BORREGO		2009-		3.8	V6	GIP-522	31110-2J400
MORNING		2015-		1.3	L4	GIP-501	31111-07000
OPTIMA		2001-2006		2.5	V6	GIP-521	31110-38000
OPTIMA		2002-2005		2.4	L4	GIP-521	31110-38260
OPTIMA		2002-2005		2.7	V6	GIP-521	31110-38260
OPTIMA		2006-2007		2.7	V6	GIP-524	31110-2G150
OPTIMA		2006-2010		2.4	L4	GIP-524	31110-2G100
PICANT		2015-		1.3	L4	GIP-501	31111-07600
RIO		2006-2011		1.6	L4	GIP-522	31110-1G500
RONDO		2009-		2.4	L4	GIP-522	31110-1D550
RONDO		2009-		2.7	V6	GIP-522	31110-1D550
SEPHIA		1995-1999		1.8	L4	GIP-501	0K24T-13-35ZA
SPECTRA		2007-2009		2.0	L4	GIP-522	31111-1G500
SPORTAGE	NB-7	1995-1999	FE I4	2.0	L4	GIP-501	0K01A-13-350B
LEXUS							
CT200H	ZWA10	2010-	2ZR-FXE	1.8	L4	GIP-537	23220-47011
ES240	ACV40	2009-2012	2AZ-FE	2.4	L4	GIP-513	23220-28321
ES250	ASV61	2015-	6AR-FSE	2.0	L4	GIP-538	23220-36130
ES250	VZV21	1989-1991	2VZ-FE	2.5	V6	GIP-602	23220-43070
ES300	MCV10	1993-1996	1MZ-FE	3.0	V6	GIP-502	23220-74020
ES300	MCV10	2001-2006	1MZ-FE	3.0	V6	GIP-502	23221-0A040
ES300	MCV20	1996-2001	1MZ-FE	3.0	V6	GIP-502	23221-16490
ES300H	ASV61	2015-	6AR-FSE	2.0	L4	GIP-538	23220-36130
ES330	MCV31	2003-2006	3MZ-FE	3.3	V6	GIP-502	23221-0A040
ES350	ASV61	2015-	6AR-FSE	2.0	L4	GIP-538	23220-36130
ES350	GSV40	2006-2012	2GR-FE	3.5	V6	GIP-502	23221-0A040
GS250	GRL11	2011-2016	4GR-FSE	2.5	V6	GIP-540	23220-38030
GS300	JZS147	1993-1997	2JZ-GE	3.0	L6	GIP-601	23221-46060
GS300	JZS160	1997-2005	2JZ-GE	3.0	L6	GIP-601	23221-46120
GS350	GRL10	2011-2015	2GR-FSE	3.5	V6	GIP-540	23220-38041
GS400	UZS160	1997-2000	1UZ-FE	4.0	V8	GIP-601	23221-46120
GS430	UZS161	2000-2005	3UZ-FE	4.3	V8	GIP-601	23221-50090
GS450H	GRL10	2011-2015	2GR-FSE	3.5	V6	GIP-540	23220-38041

* = Module assy number

01

Product Appearance

02

Car Application

03

Cross Reference List

04

Important Notice

02 Car Application

01

Product Appearance

02









Car Application

03



Cross Reference List

04

Important Notice

 Car Model	 Model Code	 Model Year	 Engine	 Size	 Cyl	 HKT No.	 Reference No.
LEXUS							
GS460	URS190	2007-2011	1UR-FE	4.6	V8	GIP-540	23220-38050
GX400	GRJ158	2012-	1GR-FE	4.0	V6	GIP-540	23220-31430
GX460	URJ150	2009-	1UR-FE	4.6	V8	GIP-540	23220-31430
GX470	UZJ120	2002-2009	2UZ-FE	4.7	V8	GIP-514	23221-50100
HS250H	ANF10	2009-2012	2AZ-FXE	2.4	L4	GIP-537	23220-28340
IS300	JCE10	2000-2005	2JZ-GE	3.0	L6	GIP-601	23220-46030
IS350	GSE31	2013-	2GR-FSE	3.5	V6	GIP-540	23220-38041
LS400	UCF10	1989-2000	1UZ-FE	4.0	V8	GIP-602	23221-50040
LS430	UCF30	2000-2006	3UZ-FE	4.3	V8	GIP-601	23221-31150
LS460	USF40	2006-2012	1UR-FE	4.6	V8	GIP-540	23220-38021
LS600HL	UVF46	2007-2012	2UR-FSE	5.0	V8	GIP-540	23220-38041
LS600HL	UVF46	2012-	2UR-FSE	5.0	V8	GIP-540	23220-38050
LX450	FZJ80	1995-1998	1FZ-FE	4.5	L6	GIP-601	23221-46060
LX450 DIESEL	VDJ201	2015-	1VD-FTV	4.5	V8	GIP-514	23220-51010
LX460 DIESEL	VDJ201	2015-	1VD-FTV	4.5	V8	GIP-514	23220-51010
LX470	UZJ100	1998-2007	2UZ-FE	4.7	V8	GIP-601	23221-74110
LX570	URJ201	2007-2015	3UR-FE	5.7	V8	GIP-540	23220-38061
LX570	URJ201	2015-	3UR-FE	5.7	V8	GIP-540	23220-50271
LX570 DIESEL	VDJ201	2015-	1VD-FTV	4.5	V8	GIP-514	23220-51010
NX200	ZGZ10	2014-	3ZR-FAE	2.0	L4	GIP-536	23220-36011
NX300	AYZ15	2014-	2AR-FXE	2.5	L4	GIP-536	23220-36011
NX300h	AYZ10	2014-	2AR-FXE	2.5	L4	GIP-536	23220-36011
RC350	GSC10	2014-	2GR-FSE	3.5	V6	GIP-540	23220-38041
RX300	MCU15	1998-2003	1MZ-FE	3.0	V6	GIP-502	23221-20030
RX300	MCU35	2003-2006	1MZ-FE	3.0	V6	GIP-514	23221-62060
RX330	MCU33	2003-2006	3MZ-FE	3.3	V6	GIP-514	23220-0A050 77020-0E012 *
RX350	GSU30	2006-2009	2GR-FE	3.5	V6	GIP-514	23220-0P030
RX350	MCU38	2003-2006	3MZ-FE	3.5	V6	GIP-514	23221-62060
SC300	JZZ31	1991-2000	2JZ-GE	3.0	L6	GIP-601	23221-62010
SC400	UZZ30	1991-2000	1UZ-FE	4.0	V8	GIP-601	23221-62010
SC430	UZZ40	2001-2010	3UZ-FE	4.3	V8	GIP-601	23221-50200
MAZDA							
2		2007-2014	ZJ-VE	1.3	L4	GIP-512	ZJ38-13-350
2		2007-2014	ZY-VE	1.5	L4	GIP-512	ZJ38-13-350
3	BA6R	2004-2009	LF-VE	2.0	L4	GIP-501	LF67-13-35XE *

*= Module assy number

 Car Model	 Model Code	 Model Year	 Engine	 Size	 Cyl	 HKT No.	 Reference No.
MAZDA							
3	BK	2004-2009	L3-VE	2.3	L4	GIP-511	ZY08-13-35XG *
5	CC43	2006-2015	L3-VE	2.3	L4	GIP-501	LFB7-13-350 LFB6-13-35XB *
6	GAS1	2009-2013	Ford	3.7	V6	GIP-501	CA01-13-350A CA01-13-35XC *
6	GAS1	2009-2013	L5-VE	2.5	L4	GIP-501	L518-13-350 L518-13-35XB *
6	GP9A	2005-2008	L3-VE	2.3	L4	GIP-501	L3F7-13-35ZC *
323	BF	1986-1991	B6	1.6	L4	GIP-602	B630-13-350C BP02-13-35ZD *
323	BF	1992-1994	B6	1.6	L4	GIP-501	B3E7-13-35ZB *
626	GD	1986-1992	FE	2.0	L4	GIP-602	F201-13-350H
626	GF	1998-2002	FE	2.0	L4	GIP-532	KL64-13-35XB *
929	HC	1988-1991	JF	2.0	V6	GIP-602	JF01-13-350C
929	HD	1992-1995	JF	2.0	V6	GIP-501	JE48-13-35ZC *
AXELA	BK	2003-2009	L3-VE	2.3	L4	GIP-511	ZY08-13-35XH *
AXELA	BK	2003-2009	LF-VE	2.0	L4	GIP-511	ZY08-13-35XH *
AXELA	BK	2003-2009	ZY-VE	1.5	L4	GIP-511	ZY08-13-35XH *
B2200	UF	1990-1993	F2	2.2	L4	GIP-602	G608-13-350B
B2300	UN	2004-2006	Ford	2.3	L4	GIP-533	1F70-13-350A
B2500	UN	1998-2001	WL	2.5	L4	GIP-534	1F21-13-350B
B2600	UN	1989-1991	G6	2.6	L4	GIP-602	G607-13-350
B3000	UN	1998-2001	Ford	3.0	V6	GIP-534	1F20-13-350E 1F60-13-350B *
B3000	UN	1999-2000	Ford	3.0	V6	GIP-511	ZZS1-13-350A
B3000	UN	2004-2006	Ford	3.0	V6	GIP-533	1F80-13-350B
B3000 PICKUP	UN	1998-2001	Ford	3.0	V6	GIP-534	1F20-13-350E 1F60-13-350B *
B4000	UN	1998-2001	Ford	4.0	V6	GIP-534	1F22-13-350C
BT-50 DIESEL		2011-2019	MZR-CD R2	2.2	L4	GIP-606	UC2J1335XB *
CX-7	EG23	2007-2010	L3-VET	2.3	L4	GIP-501	L33L-13-35ZA *
CX-9	TE69	2009-2011	MZI	3.7	V6	GIP-501	CY03-13-350 CY01-13-35XA *
CX-9	TK21	2012-2015	MZI	3.7	V6	GIP-501	CA41-13-350 CA41-13-35X *
DEMIO	DE	2007-2014	ZJ-VE	1.3	L4	GIP-512	ZJ38-13-350
DEMIO	DE	2007-2014	ZY-VE	1.5	L4	GIP-512	ZJ38-13-350
DEMIO	DY	2002-2007	ZJ-VE	1.3	L4	GIP-540	LFB-13-350
DEMIO	DY	2002-2007	ZY-VE	1.5	L4	GIP-540	LFB-13-350
MIATA	NB	1990-1993	B6-ZE	1.6	L4	GIP-501	B61P-13-350B
MIATA	NB	1994-1997	BP-ZE	1.8	L4	GIP-501	BPE8-13-35Z *
MIATA	NB	1999-2005	BP-ZE	1.8	L4	GIP-501	BP4W-13-350A BP4W-13-35ZG *
MIATA	NE55	2006-2015	LF-VE	2.0	L4	GIP-518	LFG1-13-350 LFG1-13-35XA *

*= Module assy number

01

Product Appearance

02









Car Application

03









Cross Reference List

04

Important Notice

 Car Model	 Model Code	 Model Year	 Engine	 Size	 Cyl	 HKT No.	 Reference No.
MAZDA							
MILLENNIA	TC44	1998-2002	JE-E	3.0	V6	GIP-501	KL47-13-350 KLK1-13-35Z *
MILLENNIA	TC44	1998-2002	KJ-ZEM	2.3	V6	GIP-501	KJ01-13-350 KJ14-13-35Z *
MILLENNIA		1995-1997	JE-E	3.0	V6	GIP-501	KL47-13-35ZB *
MILLENNIA		1995-1997	KJ-ZEM	2.3	V6	GIP-602	KJ01-13-35ZA *
MPV	LD52	2002-2006	Ford	3.0	V6	GIP-501	AJ51-13-350 AJ51-13-35Z *
MPV	LV	1989-1995	JE-E	3.0	V6	GIP-602	JE17-13-350A JE22-13-35Z *
MPV	LV	1995-1999	JE-E	3.0	V6	GIP-501	JE45-13-35ZB *
MPV	LW	2000-2001	Ford	2.5	V6	GIP-501	GY01-13-350A GY01-13-35ZA *
MX-3	EC5	1992-1995	K8-ZE	1.8	V6	GIP-501	B3E7-13-35ZB *
MX-5 MIATA	NC	2012-2015	LF-VE	2.0	L4	GIP-518	LF61-13-350
MX-6	GD	1988-1989	F2	2.2	L4	GIP-602	F201-13-350F
PROTEGE	BG	1990-1991	ZM-DE	1.6	L4	GIP-602	BP02-13-35ZD *
PROTEGE	BH	1995-1997	FP-DE	1.8	L4	GIP-501	B6BF-13-35Z *
PROTEGE	BH	1996-1998	Z5	1.5	L4	GIP-501	B6DA-13-350 B6BG-13-35Z *
PROTEGE	BJ	1999-2001	ZM-DE	1.6	L4	GIP-501	ZL01-13-350A ZL01-13-35ZA *
PROTEGE	BJ0E	1998-2002	ZL-DE	1.5	L4	GIP-501	ZL01-13-350A ZL01-13-35ZA *
PROTEGE	BJ0M	1998-2002	FP-DE	1.8	L4	GIP-501	ZL01-13-350A ZL01-13-35ZA *
PROTEGE	BJ1A	1998-2003	FS-ZE	2.0	L4	GIP-501	ZL01-13-350A ZL01-13-35ZA *
PROTEGE5	BN5V	2001-2002	ZL-DE	1.5	L4	GIP-501	ZL01-13-350A ZL01-13-35ZA *
PROTEGE5	BN6A	2001-2002	FP-DE	1.8	L4	GIP-501	ZL01-13-350A ZL01-13-35ZA *
PROTEGE5	BP7H	2002-2003	FS-ZE	2.0	L4	GIP-501	ZL01-13-350A ZL01-13-35ZA *
RX-7	FC3	1986-1995	13B	1.3	R2	GIP-602	N318-13-350A N3A1-13-35Z *
MITSUBISHI							
3000GT	Z11A	1990-1999	6G72	3.0	V6	GIP-501	MB698857
AIRTREK	CU5W	2001-2008	4G64	2.4	L4	GIP-501	MR968070
CHARIOT	D08W	1987-1991	4G63	2.0	L4	GIP-602	MB527115
CHARIOT	N43W	1991-1997	4G64	2.4	L4	GIP-501	MB831562
COLT	Z22A	2004-2009	4A90	1.3	L4	GIP-501	MR993340
COLT PLUS	Z22A	2002-2009	4A90	1.3	L4	GIP-501	MR993340
DEBONAIR	S27A	1992-1999	6G74	3.5	V6	GIP-501	MB698623
DELICA STAR WAGON	P04W	1989-1993	4G63	2.0	L4	GIP-602	MB527397
DELICA VAN	P04W	1989-1993	4G63	2.0	L4	GIP-602	MB527397
DIAMANTE	F16A	1990-1996	6G73	2.5	V6	GIP-501	MB698623
DIAMANTE	F31A	1994-2004	6G72	3.0	V6	GIP-501	MR134284
DIAMANTE WAGON	F07W	1992-1996	6G72	3.0	V6	GIP-501	AW332718

*= Module assy number

 Car Model	 Model Code	 Model Year	 Engine	 Size	 Cyl	 HKT No.	 Reference No.
mitsubishi							
DION	CR9W	1999-2002	4G63	2.0	L4	GIP-501	MR968070
ECLIPSE	D22A	1988-1994	4G63	2.0	L4	GIP-602	MB400420
ECLIPSE	D31A	1994-1999	4G63	2.0	L4	GIP-501	MR134868
ECLIPSE	D32A	1994-1999	4G64	2.4	L4	GIP-501	MR134901
ECLIPSE	D52A	1999-2005	4G69	2.4	L4	GIP-531	MR990817
ECLIPSE	D53A	1999-2005	6G72	3.0	V6	GIP-501	MN106213
ECLIPSE	D53A	1999-2005	6G72	3.0	V6	GIP-531	MR990818
ECLIPSE SPYDER	D38A	1995-1999	4G69	2.4	L4	GIP-501	MR134901
ECLIPSE SPYDER	D39A	1995-1999	6G72	3.0	V6	GIP-501	MR134806
ECLIPSE SPYDER	D39A	1995-1999	6G72	3.0	V6	GIP-501	MR134868
ECLIPSE SPYDER	D52A	1999-2005	4G69	2.4	L4	GIP-531	MR431087
ECLIPSE SPYDER	D53A	1999-2005	6G72	3.0	V6	GIP-531	MR508283
ECLIPSE SPYDER	D53A	1999-2005	6G72	3.0	V6	GIP-531	MR508285
EMERAUDE	E54A	1992-1996	6A12	2.0	V6	GIP-501	MR124765
ETERNA	E33A	1988-1992	4G63	2.0	L4	GIP-602	MB408502
ETERNA	E54A	1992-1996	4G63	2.0	L4	GIP-501	MR124765
ETERNA SAVA	E35A	1989-1992	4G63	2.0	L4	GIP-501	MB658436
ETERNA SIGMA	E13A	1983-1990	4G63	2.0	L4	GIP-602	MB400420
EXPO	N44W	1991-1996	4G64	2.4	L4	GIP-501	MR241083
EXPO-LRV	N21W	1991-1993	4G64	2.4	L4	GIP-501	MB831561
GALANT	DJ1A	2003-2009	4G64	2.4	L4	GIP-501	MN161721
GALANT	E33A	1987-1993	4G63	2.0	L4	GIP-501	MB658436
GALANT	E54A	1992-1996	6A12	2.0	V6	GIP-501	MR124765
GALANT	EA8A	1998-2003	6A13	2.5	V6	GIP-531	MR465688
GALANT HATCHBACK	E33A	1988-1992	4G63	2.0	L4	GIP-501	MB658436
GALANT HATCHBACK	E33A	1988-1992	4G63	2.0	L4	GIP-602	MB400420
GALANT HATCHBACK	E55A	1992-1996	6A12	2.0	V6	GIP-501	MR124765
GALANT SIGMA	E18A	1987-1990	4G63	2.0	L4	GIP-602	MB408502
GTO	Z16A	1990-2000	6G72	3.0	V6	GIP-602	MB698858
L200	K15T	1989-1995	4G64	2.4	L4	GIP-602	MB598410
L200	K15T	1989-1997	4G54	2.6	L4	GIP-501	MB831264
L300	P04W	1990-1996	4G63	2.0	L4	GIP-602	MB527397
LANCER	C13A	1984-1992	4G32	1.6	L4	GIP-602	MB554100
LANCER	CJ4A	1995-2003	4G92	1.6	L4	GIP-501	MR241351
LANCER	CS1A	2003-2009	4G13,18	1.3	L4	GIP-501	MR497143

* = Module assy number

02 Car Application

01

Product Appearance

02









Car Application

03









Cross Reference List

04

Important Notice

 Car Model	 Model Code	 Model Year	 Engine	 Size	 Cyl	 HKT No.	 Reference No.
MITSUBISHI							
LANCER	CS2A	2000-2009	4G94	2.0	L4	GIP-501	MR497143
LANCER CLASSIC	CS1A	2003-2009	4G13,18	1.3	L4	GIP-501	MR497143
LANCER CLASSIC	CS9A	2004-2009	4G63	2.0	L4	GIP-501	MR497143
LANCER FIORE	C13A	1986-1988	4G32	1.6	L4	GIP-602	MB400671
LANCER STATION WAGON	C12V	1988-1992	4G32	1.6	L4	GIP-602	MB504841
MIRAGE	C62A	1988-1992	4G61	1.6	L4	GIP-501	MB678038
MIRAGE	CJ4A	1995-2002	4G92	1.6	L4	GIP-501	MR241351
MIRAGE DINGO	CQ2A	1998-2002	4G92	1.6	L4	GIP-501	MR497143
MIRAGE HATCHBACK	C13A	1983-1991	4G32	1.6	L4	GIP-602	MB400671
MIRAGE HATCHBACK	C53A	1987-1991	4G61	1.6	L4	GIP-501	MB678038
MIRAGE SEDAN	C18A	1986-1988	4G61	1.6	L4	GIP-602	MB400671
MIRAGE SEDAN	C62A	1987-1991	4G61	1.6	L4	GIP-501	MB678038
MIRAGE-S.WAGON	C12V	1987-1990	4G61	1.6	L4	GIP-602	MB504841
MONTERO	L146G	1988-1991	4G63	2.0	L4	GIP-602	MB598093
MONTERO	V43W	1991-2000	6G72	3.0	V6	GIP-501	MR208665
MONTERO	V65W	1999-2006	6G74	3.5	V6	GIP-501	MR993339
MONTERO	V73W	2000-2006	6G75	3.8	V6	GIP-501	MR993340
MONTERO	V83W	2006-2009	6G75	3.8	V6	GIP-501	1760A233
MONTERO IO	H76W	1999-2005	6G75	3.8	V6	GIP-501	MR497143
MONTERO SPORT	K96W	1996-2004	6G74	3.5	V6	GIP-501	MR548361
MONTERO SPORT	K99W	1998-2004	6G75	3.8	V6	GIP-501	MR439710
MONTERO SPORT	V45W	1994-1999	6G72	3.0	V6	GIP-501	MR241394
OUTLANDER	CU5W	2001-2008	4G64	2.4	L4	GIP-501	MR968070
OUTLANDER	CW5W	2008-2009	4B11	2.4	L4	GIP-518	1760A292
PAJERO	H76W	1999-2005	6G75	3.8	V6	GIP-501	MR497143
PAJERO	L141G	1988-1990	4G63	2.0	L4	GIP-602	MB598094
PAJERO	V43W	1990-2000	6G72	3.0	V6	GIP-501	MR124881
PAJERO	V65W	1999-2006	6G74	3.5	V6	GIP-501	MR993339
PAJERO	V83W	2006-2009	6G75	3.8	V6	GIP-501	1760A233
RVR	N23W	1991-1997	4G63	2.0	L4	GIP-501	MB959847
SAPPORO	E16A	1987-1989	4G63	2.0	L4	GIP-602	MB408502
SIGMA	F16A	1990-1996	6G71	2.0	V6	GIP-501	MR739710
SIGMA WAGON	F07W	1992-1994	6G71	2.0	V6	GIP-501	AW334174
SPACE RUNNER	N11W	1991-1999	4G63	2.0	L4	GIP-501	MB831560
SPACE RUNNER	N63W	1999-2002	4G63	2.0	L4	GIP-501	MR497143

*= Module assy number

 Car Model	 Model Code	 Model Year	 Engine	 Size	 Cyl	 HKT No.	 Reference No.
mitsubishi							
SPACE WAGON	N83W	1991-2004	4G63	2.0	L4	GIP-501	MR497143
TRUCK	K05T	1989-1996	4G63	2.0	L4	GIP-501	MB831262
VAN	P04W	1986-1990	4G32	1.6	L4	GIP-602	MB527397
WAGON	P04W	1986-1990	4G32	1.6	L4	GIP-602	MB527397
XPANDER	NC1W	2017-	4A9I	1.5	L4	GIP-548	1760A609
NISSAN							
200SX	S12	1986-2011	GA16DE	1.6	L4	GIP-501	17040-32F11
200SX	S12	1986-2011	SR20DE	2.0	L4	GIP-501	17040-32F12
240SX	S13	1988-2001	KA24DE	2.4	L4	GIP-602	17042-40F00
ALTIMA	L30	1997-2001	KA24DE	2.4	L4	GIP-501	17042-4B000
AXXESS	M11	1989-2001	KA24DE	2.4	L4	GIP-602	17042-30R11
BLUEBIRD	U14	1996-1998	SR18DE	1.8	L4	GIP-501	17042-0M021
BLUEBIRD	U14	1996-1998	SR20DE	2.0	L4	GIP-501	17042-0M021
CARAVAN	E25	2001-2007	KA20DE	2.0	L4	GIP-509	17042-VW000
CARAVAN	E25	2001-2007	KA24DE	2.4	L4	GIP-509	17042-VW000
CEDRIC	SY31	1991-2005	VG20E	2.0	V6	GIP-602	17042-85L00
CEDRIC	SY31	1991-2005	VG30E	3.0	V6	GIP-602	17042-85L00
CEDRIC	Y30	1983-1995	CA20S	2.0	L4	GIP-603	17042-V7300
CEFIRO	A32	1994-2002	VQ20DE	2.0	V6	GIP-525	17042-31U00
CEFIRO	A32	1994-2002	VQ25DE	2.5	V6	GIP-525	17042-31U00
CEFIRO	A32	1994-2002	VQ30DE	3.0	V6	GIP-525	17042-31U00
CIVILIAN	W41	2004-2012	TB45E	4.5	L6	GIP-508	17042-VJ20A
CREW	K30	1994-2005	RB20E	2.0	L4	GIP-602	17042-85L00
DATSUN	D21	1985-1995	Z18S	1.8	L4	GIP-603	17042-51L01
DATSUN	D21	1985-1995	Z20S	2.0	L4	GIP-603	17042-51L01
DATSUN TRUCK	D22	1999-2012	KA24DE	2.4	L4	GIP-508	17042-VJ200
ELGRAND	E50	1997-2000	VG33E	3.3	V6	GIP-525	17042-0W005
FRONTIER	D22U	1997-2001	KA24DE	2.4	L4	GIP-526	17040-3S515
FRONTIER	D22U	1999-2001	VG33E	3.3	V6	GIP-525	17042-5S700
INFINITI G20	G20	1999-2002	SR20DE	2.0	L4	GIP-501	17042-1E400
INFINITI G35	G30	2002-2004	VQ35DE	3.5	V6	GIP-510	17042-AC700
LAUREL SPIRIT	B12L	1987-2002	GA15S	1.5	L4	GIP-603	17042-51L01
MARCH	K11	1992-2000	CG10DE	1.0	L4	GIP-501	17042-10S00
MARCH	K11	1992-2000	CG13DE	1.3	L4	GIP-501	17042-10S00
MAXIMA	A32B	1994-2001	VQ30DE	3.0	V6	GIP-525	17042-31U08

*= Module assy number

01

Product Appearance

02

Car Application

03

Cross Reference List

04

Important Notice

02 Car Application

01

Product Appearance

02









Car Application

03









Cross Reference List

04

Important Notice

 Car Model	 Model Code	 Model Year	 Engine	 Size	 Cyl	 HKT No.	 Reference No.
NISSAN							
MAXIMA	A33B	1999-2001	VG30DE	3.0	V6	GIP-524	17042-2Y900
MAXIMA	A33B	2001-2011	VQ35DE	3.0	V6	GIP-510	17042-5Y700
MAXIMA	J30	1991-1994	VE30DE	3.0	V6	GIP-602	17042-96E00
PATHFINDER	R50	1995-2002	VG33E	3.3	V6	GIP-525	17042-1W210
PATHFINDER	R50	1995-2004	VQ35DE	3.5	V6	GIP-525	17042-7J100
PICKUP D21	D21U	1995-1997	KA24E	2.4	L4	GIP-526	17040-8B000
PRESEA	R11	1995-1997	GA15DE	1.5	L4	GIP-501	17042-0M021
PRESEA	R11	1995-1997	SR18DE	1.8	L4	GIP-501	17042-0M021
PRESEA	R11	1995-1997	SR20DE	2.0	L4	GIP-501	17042-0M021
PRIMERA	P10E	1990-1995	SR20DE	2.0	L4	GIP-602	17042-62J00
PRIMERA	P11	1995-1998	SR18DE	1.8	L4	GIP-501	17042-0M021
PRIMERA	P11E	1996-2002	SR20DE	2.0	L4	GIP-501	17042-5F600
PULSAR	N13	1986-1988	E15S	1.5	L4	GIP-603	17042-51L01
PULSAR	N15	1995-1999	GA15DE	1.5	L4	GIP-501	17042-0M023
PULSAR	N15	1995-1999	GA16DE	1.6	L4	GIP-501	17042-0M023
PULSAR	N15	1995-1999	SR18DE	1.8	L4	GIP-501	17042-0M023
QUEST	V41	1998-2011	VG33E	3.3	V6	GIP-510	17042-7B025
SAFARI	Y61	1997-2002	TB45E	4.5	L6	GIP-602	17042-96E00
SENTRA	B12	1985-1990	E16	1.6	L4	GIP-603	17042-VT200
SENTRA	B14U	1994-2001	GA16DE	1.6	L4	GIP-501	17042-4B000
SENTRA	B14U	1994-2001	SR20DE	2.0	L4	GIP-501	17042-4B000
SENTRA	B15U	2000-2002	QG18DE	1.8	L4	GIP-510	17042-5M800
SKYLINE	V35	2002-2012	VQ35DE	3.5	V6	GIP-510	17042-5Y700
STAGEA	M35	2003-2012	VQ35DE	3.5	V6	GIP-510	17042-5Y700
STANZA	U12	1988-2001	KA24E	2.4	L4	GIP-602	17042-62E00
STANZA	U13U	1992-2001	KA24DE	2.4	L4	GIP-501	17042-1E300
SUNNY	B12	1986-2002	E15S	1.5	L4	GIP-603	17042-51L01
SUNNY	B14	1994-1997	GA15DE	1.5	L4	GIP-501	17042-0M023
SUNNY	B14	1994-1997	SR18DE	1.8	L4	GIP-501	17042-0M023
SUNNY	B15	1998-2002	QG18DD	1.8	L4	GIP-510	17042-5M800
TERRANO	R50	1995-2002	VG33E	3.3	V6	GIP-525	17042-1W210
TERRANO REGULUS	JR50	1996-2002	VG33E	3.3	V6	GIP-525	17042-1W210
TINO	V10	2000-2002	QG18E	1.8	L4	GIP-510	17042-5M802
TRUCK-HARDBODY	D21U	1996-2001	KA24DE	2.4	L4	GIP-526	17040-8B005
TSURU II	B12	1985-1990	E16	1.6	L4	GIP-603	17042-VT200

*= Module assy number

 Car Model	 Model Code	 Model Year	 Engine	 Size	 Cyl	 HKT No.	 Reference No.
NISSAN							
VANETTE	C22	1988-2002	CA20S	2.0	L4	GIP-603	17042-V7300
XTERRA	WD22	1999-2000	KA24DE	2.4	L4	GIP-525	17042-4S400
XTERRA	WD22	1999-2001	VG33E	3.3	V6	GIP-525	17042-4S400
PERODUA							
MYVI		2005-2011	EJ-VE	1.0	L3	GIP-517	23210-BZ140 *
MYVI		2005-2011	K3-VE	1.3	L4	GIP-517	23210-BZ140 *
VIVA		2007-	ED-VE	0.9	L3	GIP-517	23210-BZ061 *
VIVA		2007-	EF-VE	0.7	L3	GIP-517	23210-BZ061 *
VIVA		2007-	EJ-VE	1.0	L3	GIP-517	23210-BZ061 *
SUBARU							
ALCYONE SVX	CXWD	1994-1995	EG33D	3.3	H6	GIP-602	42021-PA000
FORESTER	SF9A	1997-1998	EJ25D	2.5	H4	GIP-530	42021-FC021
FORESTER	SG5C	2002-2005	201	2.0	H4	GIP-530	42022-FE011 *
FORESTER	SG9A	2001-2005	251	2.5	H4	GIP-530	42022-FE010 *
FORESTER	SH5B	2007-2011	205	2.0	H4	GIP-514	42022-AG190 *
FORESTER	SH9A	2007-2011	255	2.5	H4	GIP-514	42022-AG190 *
IMPREZA	G22 GP2	2010-2014	255	2.5	H4	GIP-514	42021-AG010 42022-AG190 *
IMPREZA	GC	1992-1998	EJ15E	1.5	H4	GIP-602	42021-FA040
IMPREZA	GC	1992-1998	EJ18E	1.8	H4	GIP-602	42021-FA000
IMPREZA	GC	1992-1998	EJ20G	2.0	H4	GIP-602	42021-FA000
IMPREZA	GC	1993-1998	EJ16E	1.6	H4	GIP-602	42021-FA040
IMPREZA	GD5B	2000-2005	161	1.6	H4	GIP-530	42022-FE010 *
IMPREZA	GD5G	2005-2011	161	1.6	H4	GIP-530	42022-FE011 *
IMPREZA	GDBB	2002-2005	EJ20	2.0	H4	GIP-530	42022-FE031 *
IMPREZA	GE2B	2007-2011	154	1.5	H4	GIP-514	42021-AG100 42022-AG200 *
IMPREZA	GE7B	2007-2011	204	2.0	H4	GIP-514	42021-AG100 42022-AG200 *
IMPREZA	GECB	2007-2011	253	2.5	H4	GIP-514	42021-AG100 42022-AG200 *
IMPREZA	GF	1993-1998	EJ16E	1.6	H4	GIP-602	42021-FA040
IMPREZA	GF	1998-2011	EJ22EZ	2.2	H4	GIP-530	42021-FA250
IMPREZA	GG2B	2000-2005	152	1.5	H4	GIP-530	42022-FE010 *
IMPREZA	GM	1996-1997	EJ22EZ	2.2	H4	GIP-530	42021-FA200
IMPREZA	GM	1997-1998	EJ22EZ	2.2	H4	GIP-530	42021-FC021
IMPREZA	GM	1997-1998	EJ25D	2.5	H4	GIP-530	42021-FC021
IMPREZA	GM	1998-2005	EJ251	2.5	H4	GIP-530	42021-FA250
LEGACY	BC	1989-1994	EJ16	1.6	H4	GIP-530	42021-AA330

*= Module assy number

01

Product Appearance

02

Car Application

03

Cross Reference List

04

Important Notice

02 Car Application

01

Product Appearance

02









Car Application

03









Cross Reference List

04

Important Notice

 Car Model	 Model Code	 Model Year	 Engine	 Size	 Cyl	 HKT No.	 Reference No.
SUBARU							
LEGACY	BC	1989-1994	EJ22	2.2	H4	GIP-530	42021-AA330
LEGACY	BD	1993-1998	EJ25D	2.5	H4	GIP-530	42021-AC170
LEGACY	BD	1994-1998	EJ18E	1.8	H4	GIP-530	42021-AC170
LEGACY	BD	1994-1998	EJ20E	2.0	H4	GIP-530	42021-AC170
LEGACY	BD	1994-1998	EJ22E	2.2	H4	GIP-530	42021-AC170
LEGACY	BD	1998-2011	EJ22EZ	2.2	H4	GIP-530	42021-AC200
LEGACY	BESD	1998-2001	EJ208	2.0	H4	GIP-530	42022-AE011 *
LEGACY	BJ	1989-1994	EJ18	1.8	H4	GIP-530	42021-AA030
LEGACY	BJ	1989-1994	EJ20	2.0	H4	GIP-530	42021-AA330
LEGACY	BK	1998-2002	EJ25D	2.5	H4	GIP-530	42021-AC200
LEGACY	BL5F	2005-2011	204	2.0	H4	GIP-514	42021-AG100 42022-AG200 *
LEGACY	BL9F	2003-2011	253	2.5	H4	GIP-514	42021-AG100 42022-AG200 *
LEGACY	BLEF	2003-2011	30D	3.0	H6	GIP-514	42021-AG010 42022-AG190 *
SUZUKI							
AERIO	RA21S	2001-2011	M15A	1.5	L4	GIP-501	15110-54G00-000
AERIO	RC51S	2001-2011	M18A	1.8	L4	GIP-501	15110-54G00-000
AERIO	RH423	2006-2007	H23A	2.3	L4	GIP-501	15110-54G10-000 15100-54830-000 *
AERIO-NEWBALENO	RA21S	2001-2011	M15A	1.5	L4	GIP-501	15110-54G00-000 15100-54813-000 *
AERIO-NEWBALENO	RC51S	2001-2011	M18A	1.8	L4	GIP-501	15110-54G00-000 15100-54820-000 *
AMENITY		1988-1999	G13A	1.3	L4	GIP-604	15110-63B01-000
APV	GC415	2004-	G15A	1.5	L4	GIP-506	15100-60K01-000 *
BALENO EU	SY413	1995-2002	G13B	1.3	L4	GIP-501	15110-60GT0-000 15100-60G20-000 *
BALENO EU	SY413	1995-2002	G15A	1.5	L4	GIP-501	15110-60GT0-000 15100-60G21-000 *
CARRY	GC415	2004-	G15A	1.5	L4	GIP-506	15100-60K01-000 *
CELERIO		2014-	SZ2	1.0	L3	GIP-542	15100-84M00-000 *
CULTUS	AA34S	1988-1994	G13	1.3	L4	GIP-604	15110-63810-000
CULTUS	GA11	1996-2011	G13B	1.3	L4	GIP-501	15110-60GT0-000 15100-60G20-000 *
CULTUS	GA11S	1994-1996	G13B	1.3	L4	GIP-501	15110-60GT0-000
CULTUS	GA21S	1994-1996	G15A	1.5	L4	GIP-501	15110-60GT0-000
CULTUS	GC21S	1997-2011	G15A	1.5	L4	GIP-501	15110-60GT0-000
CULTUS	GC41W	1994-1996	J18A	1.8	L4	GIP-501	15110-60GT0-000
CULTUS	SY415	1997-2011	J18A	1.8	L4	GIP-501	15110-60GT0-000
CULTUS		2014-	SZ2	1.0	L3	GIP-542	15100-84M00-000 *
CULTUS GTI	AA34S	1988-1994	G13B	1.3	L4	GIP-602	15100-61810-000 15101-61B03-000 *
ESCUDO	SE416	1997-2011	G16A	1.6	L4	GIP-501	15100-65D22-000 *

*= Module assy number

 Car Model	 Model Code	 Model Year	 Engine	 Size	 Cyl	 HKT No.	 Reference No.
SUZUKI							
ESCUDO	SE420	1997-2011	J20A	2.0	L4	GIP-501	15100-65D02-000 *
ESCUDO	TA01	1988-1990	G16A	1.6	L4	GIP-602	15100-61A00-000 *
ESCUDO	TA01	1990-1996	G16A	1.6	L4	GIP-501	15100-61A02-000 *
ESCUDO	TA11	1994-1996	H20A	2.0	L4	GIP-501	15100-77E00-000 *
ESCUDO	TD11	1996-2011	H25A	2.5	V6	GIP-501	15100-77E00-000 *
ESTEEM	SY413	1999-2002	J18A	1.8	L4	GIP-501	15110-60GT0-000
ESTEEM USA	SY413	1995-2002	G13B	1.3	L4	GIP-501	15110-60GT0-000 15100-60G20-000 *
ESTEEM USA	SY413	1995-2002	G15A	1.5	L4	GIP-501	15110-60GT0-000 15100-60G21-000 *
GRAND VITARA	SQ420	1999-2005	H25A	2.5	V6	GIP-501	15100-65D70-000 *
LIANA	RH423	2003-2007	M15A	1.5	L4	GIP-501	15110-54G10-000 15100-54830-000 *
SAMURAI	SJ413	2000-	M13A	1.3	L4	GIP-501	15100-80C10-000 *
SIDEKICK	SE416	1992-1998	G16A	1.6	L4	GIP-501	15100-58B01-000 *
SIDEKICK		1997-2005	G16A	1.6	L4	GIP-501	15100-65D22-000 *
SIDEKICK SPORT	SV418	1996-1998	J20A	2.0	L4	GIP-501	15100-58B01-000 *
SWIFT	ZC	2004-2010	M13A	1.3	L4	GIP-518	15100-63J02-000 *
SWIFT	ZC	2004-2010	M15A	1.5	L4	GIP-518	15100-63840-000 *
SWIFT		2000-2006	M13A	1.3	L4	GIP-501	15110-65G00-000
SWIFT Africa	SF413	1988-1994	G13	1.3	L4	GIP-604	15110-63810-000
SWIFT Africa	SF413	1989-1994	G13	1.3	L4	GIP-602	15110-61BT0-000 15101-61B03-000 *
SWIFT Caribbean	SW413	1995-2001	G13B	1.3	L4	GIP-501	15110-50G00-000 15100-50G10-000 *
SWIFT USA	SF413	1989-1994	J18A	1.8	L4	GIP-602	15110-61B00-000
VITARA	SE416	1988-1990	G16A	1.6	L4	GIP-602	15100-61A00-000 *
VITARA	SE416	1996-1998	G16A	1.6	L4	GIP-501	15100-61A02-000 *
VITARA	SE416	1996-1998	H20A	2.0	L4	GIP-501	15100-77E00-000 *
VITARA	SQ	1997-2011	J20A	2.0	L4	GIP-501	15100-65D02-000 *
VITARA	SQ416	2001-2004	G16A	1.6	L4	GIP-501	15100-65D22-000 *
TOYOTA							
4RUNNER	GRN210	2002-2009	1GR-FE	4.0	V6	GIP-514	23221-50210
4RUNNER	GRN280	2009-2011	1GR-FE	4.0	V6	GIP-540	23220-31430
4RUNNER	RN120	1989-1995	22RE	2.4	L4	GIP-602	23220-16084
4RUNNER	RZN180	1995-2002	3RZ-FE	2.7	L4	GIP-502	23221-15040
4RUNNER	RZN210	2002-2004	3RZ-FE	2.7	L4	GIP-514	23221-75020
4RUNNER	TRN210	2004-2009	2TR-FE	2.7	L4	GIP-514	23221-75020
4RUNNER	UZN210	2002-2009	2UZ-FE	4.7	V6	GIP-514	23221-31050
4RUNNER	VZN120	1989-1995	3VZ-E	3.0	V6	GIP-602	23220-16190

*= Module assy number

01

Product Appearance

02

Car Application

03

Cross Reference List

04

Important Notice

02 Car Application

01

Product Appearance

02









Car Application

03









Cross Reference List

04

Important Notice

 Car Model	 Model Code	 Model Year	 Engine	 Size	 Cyl	 HKT No.	 Reference No.
TOYOTA							
4RUNNER	VZN180	1995-2002	5VZ-FE	3.4	V6	GIP-502	23221-46010
4RUNNER	VZN210	2002-2005	5VZ-FE	3.4	V8	GIP-514	23221-62060
4RUNNER TRUCK	RN50	1983-1988	22REC	2.4	L4	GIP-602	23220-16070
4RUNNER TRUCK	VZN100	1988-1995	3VZ-E	3.0	V6	GIP-602	23220-16190
AGYA	B100	2012-2017	1KR-DE	1.0	L3	GIP-547	23100-BZ150 23210-BZ170 *
AGYA	B100	2017-	1KR-VE	1.0	L3	GIP-547	23210-BZ350 *
AGYA	B101	2017-	3NR-VE	1.2	L4	GIP-547	23210-BZ350 *
ALPHARD	ANH10	2002-2008	2AZ-FE	2.4	L4	GIP-502	23221-20040
ALPHARD	MNH10	2002-2008	1MZ-FE	3.0	V6	GIP-502	23221-74090
ALPHARD HYBRID	ATH10	2003-2008	2AZ-FXE	2.4	L4	GIP-502	23221-28020
AQUA	NHP10	2011-2017	1NZ-FXE	1.5	L4	GIP-539	23220-21211
ARISTO	JZS147	1991-1997	2JZ-GTE	3.0	L6	GIP-502	23221-46070
AURION	ACV40	2006-2009	2AZ-FE	2.4	L4	GIP-513	23220-0H071
AURIS	NZE151H	2006-2012	1NZ-FE	1.5	L4	GIP-503	23220-22120
AURIS	NZE184H	2012-	1NZ-FE	1.5	L4	GIP-503	23220-21181
AURIS	ZRE151	2009-2012	1ZR-FAE	1.6	L4	GIP-503	23220-0T021
AURIS	ZRE152H	2006-2012	2ZR-FAE	1.8	L4	GIP-503	23220-0T081
AURIS	ZZE150	2007-2008	4ZZ-FE	1.4	L4	GIP-503	23220-0D160
AVALON	GSX30	2005-2012	2GR-FE	3.5	V6	GIP-502	23221-0A040
AVALON	MCX10	1994-1999	1MZ-FE	3.0	V6	GIP-502	23221-16490
AVALON	MCX10	1994-2005	1MZ-FE	3.0	V6	GIP-502	23221-0A030
AVALON	MCX20	2007-2012	1MZ-FE	3.0	V6	GIP-502	23221-0A040
AVANZA	F601	2004-2006	K3-DE	1.3	L4	GIP-517	23100-BZ010 23210-BZ100 *
AVANZA	F601	2006-2011	K3-VE	1.3	L4	GIP-517	23100-BZ090 23210-BZ100 *
AVANZA	F602	2006-2011	3SZ-VE	1.5	L4	GIP-517	23100-BZ090 23210-BZ100 *
AVANZA	F651	2011-2015	K3-VE	1.3	L4	GIP-550	23101-BZ070 23210-BZ150 *
AVANZA	F652	2011-2015	3SZ-VE	1.5	L4	GIP-550	23101-BZ070 23210-BZ150 *
AVANZA	F653	2015-	1NR-VE	1.3	L4	GIP-550	23100-BZ220 23210-BZ130 *
AVANZA	F654	2015-	2NR-VE	1.5	L4	GIP-550	23100-BZ220 23210-BZ130 *
AVENSIS	AT221	1997-2003	7A-FE	1.8	L4	GIP-502	23220-02040
AVENSIS	ST220	1997-2003	3S-FE	2.0	L4	GIP-502	23221-16490
AVENSIS	ZZT220	1997-2003	3ZZ-FE	1.6	L4	GIP-502	23221-16490
BB	NCP35	2000-2005	1NZ-FE	1.5	L4	GIP-502	23221-21020
BB	QNC20	2006-2008	K3-VE	1.3	L4	GIP-517	23100-B1030
BB	QNC21	2006-2008	3SZ-VE	1.5	L4	GIP-517	23100-B1030

*= Module assy number

 Car Model	 Model Code	 Model Year	 Engine	 Size	 Cyl	 HKT No.	 Reference No.
TOYOTA							
BELTA	SCP92	2005-2012	2SZ-FE	1.3	L4	GIP-503	23220-21132
BLADE	AZE156H	2006-2012	2AZ-FE	2.4	L4	GIP-503	23220-37071
BREVIS	JCG10	2001-2007	1JZ-FSE	2.5	L6	GIP-601	23221-50090
BREVIS	JCG11	2001-2007	2JZ-FSE	3.0	L6	GIP-601	23221-50200
CALDINA	AT191	1996-1997	7A-FE	1.8	L4	GIP-502	23221-11050
CALDINA	ST198	1997-2002	3S-FE	2.0	L4	GIP-502	23221-15030
CALDINA	ST246W	2002-2007	3S-GTE	2.0	L4	GIP-601	23221-46120
CALYA	B401	2016-	3NR-VE	1.2	L4	GIP-543	23220-BZ020 23210-BZ180 *
CAMRY	ACV30	2001-2006	2AZ-FE	2.4	L4	GIP-502	23221-20040
CAMRY	ACV31	2001-2006	1AZ-FE	2.0	L4	GIP-502	23221-20040
CAMRY	ACV40	2006-2012	2AZ-FE	2.4	L4	GIP-513	23220-0H072
CAMRY	ACV41	2006-2015	1AZ-FE	2.0	L4	GIP-513	23220-0H082
CAMRY	ASV40	2009-2011	2AR-FE	2.5	L4	GIP-513	23220-0H062
CAMRY	ASV50	2011-	2AR-FE	2.5	L4	GIP-538	23220-36061
CAMRY	ASV51	2015-	6AR-FSE	2.0	L4	GIP-538	23220-0V180
CAMRY	GSV40	2006-2012	2GR-FE	3.5	V6	GIP-502	23221-20030
CAMRY	MCV20	1996-2001	1MZ-FE	3.0	V6	GIP-502	23221-03040
CAMRY	MCV30	2001-2006	1MZ-FE	3.0	V6	GIP-502	23221-0A040
CAMRY	MCV30	2006-2011	1MZ-FE	3.0	V6	GIP-502	23221-0A040
CAMRY	MCV31	2006-2011	3MZ-FE	3.3	V6	GIP-502	23221-0A040
CAMRY	SV10	1983-1996	1SI-LU	1.8	L4	GIP-602	23220-16083
CAMRY	SV11	1982-1986	2SE-LU	2.0	L4	GIP-602	23220-16080
CAMRY	SV11	1982-1991	2SE-LU	2.0	L4	GIP-602	23220-16070
CAMRY	SV11	1983-1991	2SE-LC	2.0	L4	GIP-602	23220-16084
CAMRY	SV12	1982-1986	3S-GELU	2.0	L4	GIP-602	23220-16070
CAMRY	SV12	1982-1986	3S-GELU	2.0	L4	GIP-602	23220-16080
CAMRY	SV30	1996-2001	4S-FE	1.8	L4	GIP-502	23220-74020
CAMRY	SV32	1991-2001	3S-FE	2.0	L4	GIP-502	23220-74021
CAMRY	SXV10	1991-2001	5S-FE	2.2	L4	GIP-502	23221-28280
CAMRY	VCV10	1991-1997	3VZ-FE	3.0	V6	GIP-601	23221-62010
CAMRY	VZV20	1983-1991	1VZ-FE	2.0	V6	GIP-602	23220-43070
CAMRY	VZV21	1986-1991	2VZ-FE	2.5	V6	GIP-602	23220-43070
CAMRY	VZV32	1993-2001	4VZ-FE	2.5	V6	GIP-502	23220-74021
CAMRY GRACIA	MCV21	1996-2001	2MZ-FE	2.5	V6	GIP-502	23221-15030
CAMRY GRACIA	SXV20	1996-2001	5S-FE	2.2	L4	GIP-502	23221-15030

*= Module assy number

01

Product Appearance

02

Car Application

03

Cross Reference List

04

Important Notice

02 Car Application

01

Product Appearance

02









Car Application

03


Cross Reference List

04

Important Notice

 Car Model	 Model Code	 Model Year	 Engine	 Size	 Cyl	 HKT No.	 Reference No.
TOYOTA							
CAMRY HYBRID	AVV50	2012-	2AR-FXE	2.5	L4	GIP-538	23220-0V131
CAMRY TAIWAN	ACV40	2007-2011	2AZ-FE	2.4	L4	GIP-513	23220-0H151
CAMRY USA	ACV40	2006-2009	2AZ-FE	2.4	L4	GIP-513	23220-0H062
CARINA	AT190	1992-1997	4AF-E	1.6	L4	GIP-502	23220-02040
CARINA	ST181	1990-1993	4S-FE	1.8	L4	GIP-602	23221-16390
CARINA	ST191	1992-2001	3S-FE	2.0	L4	GIP-502	23221-16490
CELICA	ST204	1993-1999	5S-FE	2.2	L4	GIP-502	23221-28280
CELICA	ZZT231	1993-2006	2ZZ-GE	1.8	L4	GIP-502	23221-28280
CELSIOR	UCF10	1989-1994	1UZ-FE	4.0	V8	GIP-602	23221-50020
CELSIOR	UCF30	2000-2006	3UZ-FE	4.3	V8	GIP-601	23221-31150
CHASER	JZX100	1992-2001	1JZ-GTE	2.5	L6	GIP-502	23221-46070
CHASER	JZX101	1992-2001	2JZ-GE	3.0	L6	GIP-502	23221-46070
C-HR	ZYX10	2016-	2ZR-FXE	1.8	L4	GIP-541	23221-47031
COASTER	GRB53	2013-	6GR-FE	2.0	L4	GIP-540	23220-31540
COASTER	RZB50	1999-2016	3RZ-FE	2.7	L4	GIP-502	23221-13010
COROLLA	AE100	1991-2000	5A-FE	1.5	L4	GIP-502	23220-74020
COROLLA	AE101	1991-2001	4AF-E	1.6	L4	GIP-502	23221-22140
COROLLA	AE112	1991-2001	7A-FE	1.8	L4	GIP-502	23221-15040
COROLLA	AE82	1983-1991	4AE-LU	1.6	L4	GIP-602	23220-16070
COROLLA	AZE141	2008-2013	2AZ-FE	2.4	L4	GIP-503	23220-0H131
COROLLA	EE101	1992-1997	4E-FE	1.3	L4	GIP-502	23221-03010
COROLLA	EE111	1998-1999	4E-FE	1.3	L4	GIP-502	23221-22140
COROLLA	EL31	1984-1991	3ETE	1.5	L4	GIP-602	23221-16440
COROLLA	NZE141	2007-2013	1NZ-FE	1.5	L4	GIP-503	23220-22120
COROLLA	NZE141	2007-2013	2NZ-FE	1.3	L4	GIP-503	23220-22120
COROLLA	ZRE151	2010-2014	1ZR-FAE	1.6	L4	GIP-503	23220-0T021
COROLLA	ZRE152	2007-2014	2ZR-FE	1.8	L4	GIP-503	23220-0T091
COROLLA	ZRE153	2010-2014	3ZR-FE	2.0	L4	GIP-503	23220-0T081
COROLLA	ZRE172	2014-	2ZR-FE	1.8	L4	GIP-539	23220-0T200
COROLLA	ZZE111	1999-2001	4ZZ-FE	1.4	L4	GIP-502	23221-21010
COROLLA	ZZE121	2001-2008	3ZZ-FE	1.6	L4	GIP-502	23221-21060
COROLLA	ZZE122	2001-2008	1ZZ-FE	1.8	L4	GIP-502	23221-28280
COROLLA	ZZE150	2006-2009	4ZZ-FE	1.4	L4	GIP-503	23220-0D160
COROLLA 2	EL51	1994-1999	4E-FE	1.3	L4	GIP-502	23221-11050
COROLLA ALTIS	NZE140	2008-2013	2NZ-FE	1.3	L4	GIP-503	23220-0M030

*= Module assy number

 Car Model	 Model Code	 Model Year	 Engine	 Size	 Cyl	 HKT No.	 Reference No.
TOYOTA							
COROLLA ALTIS	ZRE141	2010-2013	1ZR-FE	1.6	L4	GIP-503	23220-0D171
COROLLA ALTIS	ZRE142	2011-2013	2ZR-FE	1.8	L4	GIP-503	23220-0T110
COROLLA ALTIS	ZRE142	2011-2013	2ZR-FE	1.8	L4	GIP-503	23220-0T121
COROLLA ALTIS	ZRE143	2008-2014	3ZR-FE	2.0	L4	GIP-503	23220-0T110
COROLLA ALTIS	ZRE143	2008-2014	3ZR-FE	2.0	L4	GIP-503	23220-0T111
COROLLA ALTIS	ZRE171	2013-	1ZR-FE	1.6	L4	GIP-539	23220-0T211
COROLLA ALTIS	ZRE172	2013-	2ZR-FE	1.8	L4	GIP-539	23220-0T221
COROLLA ALTIS	ZRE173	2013-2015	3ZR-FE	2.0	L4	GIP-539	23220-0T241
COROLLA ALTIS Thai	ZRE172	2013-	1ZR-FE	1.6	L4	GIP-546	23220-0T171 77020-0D320 *
COROLLA ALTIS Thai	ZRE172	2013-	2ZR-FE	1.8	L4	GIP-546	23220-0T171
COROLLA AXIO	NRE160	2012-	1NR-FE	1.3	L4	GIP-541	23221-47031
COROLLA AXIO	NRE161	2012-	2NR-FKE	1.5	L4	GIP-541	23221-47031
COROLLA AXIO	NZE141	2006-2012	1NZ-FE	1.5	L4	GIP-503	23220-22120
COROLLA AXIO	ZRE142	2006-2012	2ZR-FAE	1.8	L4	GIP-503	23220-37180
COROLLA China	ZRE182	2014-2018	2ZR-FE	1.8	L4	GIP-537	23220-0T181
COROLLA Europe	NRE150	2008-2013	1NR-FE	1.3	L4	GIP-537	23220-47011
COROLLA EZ	ZGR21	2011-2016	2ZR-FE	1.8	L4	GIP-537	23220-0T180
COROLLA EZ	ZGR22	2011-2013	3ZR-FE	2.0	L4	GIP-537	23220-0T180
COROLLA FIELDER	NZE141G	2006-2012	1NZ-FE	1.5	L4	GIP-503	23220-22120
COROLLA FIELDER	ZRE142G	2006-2012	2ZR-FE	1.8	L4	GIP-503	23220-37180
COROLLA HB	ZRE152	2007-2012	2ZR-FE	1.8	L4	GIP-503	23220-0T081
COROLLA MATRIX	ZZE130	2002-2008	1ZZ-FE	1.8	L4	GIP-502	23221-0A030
COROLLA RUMION	NZE151N	2007-2009	1NZ-FE	1.5	L4	GIP-503	23220-22120
COROLLA RUMION	ZRE152N	2007-2009	2ZR-FAE	1.8	L4	GIP-503	23220-37121
COROLLA SEDAN	ZRE152	2007-2014	2ZR-FE	1.8	L4	GIP-503	23220-0T091
COROLLA SEDAN	ZRE153	2010-2013	3ZR-FE	2.0	L4	GIP-503	23220-37121
CORONA	AT190	1992-2003	4AF-E	1.6	L4	GIP-502	23221-16490
CORONA	AT211	1996-2001	7A-FE	1.8	L4	GIP-502	23221-11050
CORONA	ST191	1992-2003	3S-FE	2.0	L4	GIP-502	23221-16490
CORONA EXIV	ST180	1989-1993	4S-FE	1.8	L4	GIP-602	23221-16390
CORONA EXIV	ST182	1989-1993	3S-FE	2.0	L4	GIP-602	23221-16390
CORONA FR	RT142	1984-1986	22REC	2.4	L4	GIP-602	23220-16190
CRESSIDA	MX72	1984-1988	5M-GE	2.8	L6	GIP-602	23220-19015
CRESSIDA	MX75	1988-1992	7M-GE	2.0	L6	GIP-602	23220-70170
CRESTA	JZX100	1992-2001	1JZ-GTE	2.5	L6	GIP-502	23221-46070

* = Module assy number

01

Product Appearance

02

Car Application

03

Cross Reference List

04

Important Notice

02 Car Application

01

Product Appearance

02









Car Application

03

Cross Reference List

04

Important Notice

 Car Model	 Model Code	 Model Year	 Engine	 Size	 Cyl	 HKT No.	 Reference No.
TOYOTA							
CRESTA	JZX101	1992-2001	2JZ-GE	3.0	L6	GIP-502	23221-46070
CYNOS	EL52	1995-1999	4E-FE	1.3	L4	GIP-502	23221-11050
DYNA	TRU300	2007-2016	2TR-FE	2.7	L4	GIP-502	23221-46010
DYNA	TRY220	2003-	1TR-FE	2.0	L4	GIP-502	23221-46010
ECHO	NCP12	1999-2006	1NZ-FE	1.5	L4	GIP-502	23221-21060
ESTIMA	ACR50W	2006-2012	2AZ-FE	2.4	L4	GIP-503	23220-28400
ESTIMA	AHR10W	2001-2006	2AZ-FXE	2.4	L4	GIP-502	23221-20040
FJ CRUISER	GSJ15	2006-2016	1GR-FE	4.0	V6	GIP-540	23220-31470
FORTUNER	GGN155	2015-	1GR-FE	4.0	V6	GIP-545	23220-0P200
FORTUNER	GGN60	2005-2015	1GR-FE	4.0	V6	GIP-505	23220-0P160
FORTUNER	TGN156	2015-	2TR-FE	2.7	L4	GIP-545	23220-0C201
FORTUNER	TGN61	2005-2015	2TR-FE	2.7	L4	GIP-505	23220-0C130
HARRIER	ACU10	2000-2003	2AZ-FE	2.4	L4	GIP-502	23221-20040
HARRIER	ACU30W	2003-2012	2AZ-FE	2.4	L4	GIP-514	23221-75020
HARRIER	ASU60	2013-	3ZR-FAE	2.0	L4	GIP-536	23220-36011
HARRIER	AVU65	2013-	2AR-FXE	2.5	L4	GIP-536	23220-36011
HARRIER	GSU30	2006-2008	2GR-FE	3.5	V6	GIP-514	23220-31180
HARRIER	MCU10	1997-2003	1MZ-FE	3.0	V6	GIP-502	23221-74090
HARRIER	MCU30W	2003-2006	1MZ-FE	3.0	V6	GIP-514	23221-62060
HARRIER	MHU38W	2005-2012	3MZ-FE	3.3	V6	GIP-502	23221-20030
HIACE	RZH102	1989-2005	1RZ-E	2.0	L4	GIP-602	23220-43070
HIACE	RZH103	1989-2005	2RZ-FE	2.4	L4	GIP-602	23220-43070
HIACE	TRH200	2005-2015	1TR-FE	2.0	L4	GIP-507	23220-75040
HIACE	TRH201	2005-2013	2TR-FE	2.7	L4	GIP-507	23220-75040
HIACE	TRH201	2013-	2TR-FE	2.7	L4	GIP-549	23220-75221
HIACE	TRH223	2015-	1TR-FE	2.0	L4	GIP-549	23220-75220
HIGHLANDER	ACU20	2000-2007	2AZ-FE	2.4	L4	GIP-514	23221-75020
HIGHLANDER	MCU20	2000-2003	1MZ-FE	3.0	V6	GIP-502	23221-20030
HIGHLANDER	MCU23	2003-2007	3MZ-FE	3.3	V6	GIP-514	23221-62060
HIGHLANDER	MHU48	2007-2010	3MZ-FE	3.3	V6	GIP-502	23221-20030
HIGHLANDER HYBRID	MHU48	2007-2010	3MZ-FE	3.3	V6	GIP-502	23221-20030
HILUX	GGN15	2005-2015	1GR-FE	4.0	V6	GIP-505	23220-0P010
HILUX	GGN25	2015-	1GR-FE	4.0	V6	GIP-505	23220-0P160
HILUX	RN106	1994-1999	22RE	2.4	L4	GIP-502	23221-16490
HILUX	RZN173	1997-2001	2RZ-FE	2.4	L4	GIP-502	23221-46010

*= Module assy number

 Car Model	 Model Code	 Model Year	 Engine	 Size	 Cyl	 HKT No.	 Reference No.
TOYOTA							
HILUX	RZN200	2001-2004	3RZ-FE	2.7	L4	GIP-502	23221-76030
HILUX	TGN15	2005-2015	1TR-FE	2.0	L4	GIP-505	23220-0C051
HILUX	TGN26	2005-2015	2TR-FE	2.7	L4	GIP-505	23220-0C130
HILUX	YN107	1994-1999	3Y-E	2.0	L4	GIP-502	23221-16490
HILUX IMV	TGN16	2005-2015	2TR-FE	2.7	L4	GIP-505	23220-0C051
HILUX REVO	GGN120	2015-	1GR-FE	4.0	V6	GIP-545	23220-0P200
HILUX REVO	TGN110	2015-	1TR-FE	2.0	L4	GIP-545	23220-0C171
HILUX REVO	TGN121	2015-	2TR-FE	2.7	L4	GIP-545	23220-0C201
HILUX SURF	GRN215W	2005-2009	1GR-FE	4.0	V6	GIP-514	23221-50210
HILUX SURF	RZN180	1998-2002	3RZ-FE	2.7	L4	GIP-502	23221-46010
HILUX SURF	RZN210	2002-2009	3RZ-FE	2.7	L4	GIP-514	23221-75020
HILUX SURF	VZN180	1998-2000	5VZ-FE	3.4	V6	GIP-502	23221-46010
HILUX SURF	VZN210W	2002-2005	5VZ-FE	3.4	V6	GIP-514	23221-62060
HILUX SW4	TGN51	2005-2015	2TR-FE	2.7	L4	GIP-505	23220-0C051
HILUX VIGO	TGN10	2006-2015	1TR-FE	2.0	L4	GIP-505	23220-0C130
HILUX VIGO	TGN26	2005-2015	2TR-FE	2.7	L4	GIP-505	23220-0C051
INNOVA	TGN141	2015-	2TR-FE	2.7	L4	GIP-539	23220-0C181
INNOVA	TGN40	2004-2016	1TR-FE	2.0	L4	GIP-504	23220-0C081
INNOVA	TGN41	2004-2015	2TR-FE	2.7	L4	GIP-505	23220-0C051
INNOVA VietNam	TGN40	2012-	1TR-FE	2.0	L4	GIP-504	23220-0C120
IST	NCP65	2002-2007	1NZ-FE	1.5	L4	GIP-502	23221-21020
KIJANG INNOVA	TGN40	2004-2015	1TR-FE	2.0	L4	GIP-504	23220-0C120
KIJANG INNOVA	TGN41	2004-2007	2TR-FE	2.7	L4	GIP-505	23220-0C051
KLUGER	ACU20W	2000-2003	2AZ-FE	2.4	L4	GIP-502	23221-20040
KLUGER	ACU20W	2003-2007	2AZ-FE	2.4	L4	GIP-514	23221-75020
KLUGER	MCU20W	2000-2003	1MZ-FE	3.0	V6	GIP-502	23221-20030
KLUGER	MCU28	2003-2007	3MZ-FE	3.3	V6	GIP-514	23221-62060
LAND CRUISER	FJ62	1987-1990	3FE	4.0	L6	GIP-602	23220-16083
LAND CRUISER	FJ80	1990-1996	3FE	4.0	L6	GIP-602	23220-43070
LAND CRUISER	FZJ100	1998-2007	1FZ-FE	4.5	L6	GIP-601	23221-66040
LAND CRUISER	GRJ200	2007-2015	1GR-FE	4.0	V6	GIP-540	23220-50271
LAND CRUISER	RJ70	1990-1996	22RE	2.4	L4	GIP-602	23220-43070
LAND CRUISER	URJ200	2007-2015	3UR-FE	5.7	V8	GIP-540	23220-50271
LAND CRUISER	URJ202	2009-2012	1UR-FE	4.6	V8	GIP-540	23220-50271
LAND CRUISER	URJ202	2012-2015	1UR-FE	4.6	V8	GIP-540	23220-38061

* = Module assy number

01

Product Appearance

02

Car Application

03

Cross Reference List

04

Important Notice

02 Car Application

01

Product Appearance

02









Car Application

03








Cross Reference List

04

Important Notice

 Car Model	 Model Code	 Model Year	 Engine	 Size	 Cyl	 HKT No.	 Reference No.
TOYOTA							
LAND CRUISER	URJ202	2015-	1UR-FE	4.6	V8	GIP-540	23220-38061
LAND CRUISER	UZJ100	1998-2007	2UZ-FE	4.7	V8	GIP-601	23221-74110
LAND CRUISER	UZJ200	2007-2012	2UZ-FE	4.7	V8	GIP-540	23220-50260
LAND CRUISER	UZJ200	2007-2012	2UZ-FE	4.7	V8	GIP-540	23220-50271
LAND CRUISER DIESEL	VDJ200	2015-	1VD-FTV	4.5	V8	GIP-514	23220-51010
LAND CRUISER PRADO	GRJ125	2003-2009	1GR-FE	4.0	V6	GIP-601	23221-31010
LAND CRUISER PRADO	GRJ150	2009-2015	1GR-FE	4.0	V6	GIP-540	23220-31460
LAND CRUISER PRADO	GRJ152	2015-	7GR-FKS	3.5	V6	GIP-540	23220-31330
LAND CRUISER PRADO	RZJ90	1996-2008	3RZ-FE	2.7	L4	GIP-502	23221-16490
LAND CRUISER PRADO	RZJ90	1997-2002	3RZ-FE	2.7	L4	GIP-502	23221-15040
LAND CRUISER PRADO	RZJ120	2002-2004	3RZ-FE	2.7	L4	GIP-514	23221-75020
LAND CRUISER PRADO	RZJ125	2002-2004	3RZ-FE	2.7	L4	GIP-502	23221-75030
LAND CRUISER PRADO	TRJ120	2004-2009	2TR-FE	2.7	L4	GIP-514	23221-75020
LAND CRUISER PRADO	TRJ125	2004-2009	2TR-FE	2.7	L4	GIP-502	23221-75030
LAND CRUISER PRADO	TRJ150	2013-2015	2TR-FE	2.7	L4	GIP-514	23220-75170
LAND CRUISER PRADO	TRJ150	2015-	2TR-FE	2.7	L4	GIP-514	23220-75171
LAND CRUISER PRADO	VZJ125	2002-2005	5VZ-FE	3.4	V6	GIP-514	23221-62070
LAND CRUISER PRADO	VZJ90	1996-2002	5VZ-FE	3.4	V6	GIP-502	23221-46010
LAND CRUISER PRADO Di	GDJ150	2015-	1GD-FTV	2.7	L4	GIP-514	23220-30011
LAND CRUISER PRADO Di	KDJ120	2006-2009	1KD-FTV	3.0	L4	GIP-514	23220-30011
LAND CRUISER PRADO Di	KDJ150	2009-2015	1KD-FTV	3.0	L4	GIP-514	23220-30011
LS430	UCF30	2000-2003	3UZ-FE	4.3	V8	GIP-601	23221-50090
MAJESTA	URS206	2009-2013	1UR-FSE	4.6	V8	GIP-540	23220-38041
MARK 2	GX110	2000-2007	1GR-FE	4.0	V6	GIP-502	23221-20030
MARK 2	JZX100	1992-2000	1JZ-GTE	2.5	L6	GIP-502	23221-46070
MARK 2	JZX101	1992-2000	2JZ-GE	3.0	L6	GIP-502	23221-46070
MARK 2	JZX110	2000-2004	1JZ-FSE	2.5	L6	GIP-601	23221-70360
MARK 2	JZX115	2000-2007	1JZ-GE	2.5	L6	GIP-502	23221-20030
MARK 2	SXV20	1997-2001	5S-FE	2.2	L4	GIP-502	23221-15030
MARK 2 BLIT	GX110	2000-2007	1GR-FE	4.0	V6	GIP-502	23221-20030
MARK 2 BLIT	JZX110W	2000-2004	1JZ-FSE	2.5	L6	GIP-601	23221-70360
MARK 2 BLIT	JZX115	2000-2007	1JZ-GE	2.5	L6	GIP-502	23221-20030
MATRIX	AZE144	2008-2013	2AZ-FE	2.4	L4	GIP-503	23220-0H141
MATRIX	ZRE142	2008-2014	2ZR-FE	1.8	L4	GIP-503	23220-0H131
MATRIX	ZZE131	2004-2006	2ZZ-GE	1.8	L4	GIP-502	23221-0D100

*= Module assy number

 Car Model	 Model Code	 Model Year	 Engine	 Size	 Cyl	 HKT No.	 Reference No.
TOYOTA							
MR2	SW20	1989-1999	3S-GTE	2.0	L4	GIP-602	23221-50020
PASEO	EL44	1991-1995	5E-FE	1.5	L4	GIP-502	23221-11050
PASEO	EL54	1995-1999	5E-FE	1.5	L4	GIP-502	23221-46010
PASSO	KGC10	2004-2010	1KR-FE	1.0	L3	GIP-517	23100-B1030
PASSO	KGC30	2010-2012	1KR-FE	1.0	L3	GIP-517	23100-B1030
PASSO	NGC30	2010-2012	1NR-FE	1.3	L4	GIP-517	23100-B1030
PASSO SETTE	M502E,512E	2008-2012	3SZ-VE	1.5	L4	GIP-517	23100-B1050
PICNIC	SXM10	1996-2001	3S-FE	2.0	L4	GIP-502	23220-74021
PORTE	NNP15	2006-2012	1NZ-FE	1.5	L4	GIP-502	23221-21020
PORTE	NSP141	2015-	2NR-FKE	1.5	L4	GIP-541	23221-47031
PREVIA	ACR30	2000-2006	2AZ-FE	2.4	L4	GIP-502	23221-28020
PREVIA	ACR50	2006-2012	2AZ-FE	2.4	L4	GIP-503	23220-28230
PREVIA	ACR50	2012-2018	2AZ-FE	2.4	L4	GIP-503	23220-28301
PREVIA	TCR10	1990-1999	2TZ-FE	2.4	L4	GIP-602	23220-43070
PRIUS	NHW20	2003-2009	1NZ-FXE	1.5	L4	GIP-514	23221-21170
PRIUS	ZVW30	2009-2015	2ZR-FXE	1.8	L4	GIP-539	23220-21211
PRIUS	ZVW50	2015-	2ZR-FXE	1.8	L4	GIP-539	23220-21211
PRIUS A/V	ZVW40	2011-	2ZR-FXE	1.8	L4	GIP-539	23220-21211
PRIUS C	NHP10	2011-2017	1NZ-FXE	1.5	L4	GIP-539	23220-21200
PRIUS USA	ZVW30	2009-2015	2ZR-FXE	1.8	L4	GIP-537	23220-47011
PRIUS USA	ZVW50	2015-	2ZR-FXE	1.8	L4	GIP-539	23220-37040
PROBOX	NCP160	2014-	1NZ-FE	1.5	L4	GIP-541	23221-47031
PROBOX	NCP50	2002-2014	2NZ-FE	1.3	L4	GIP-502	23221-22140
PROBOX	NCP51	2002-2014	1NZ-FE	1.5	L4	GIP-502	23221-22030
PROBOX	NSP160	2014-	1NR-FE	1.3	L4	GIP-541	23221-47031
PRONARD	MCX20	2000-2003	1MZ-FE	3.0	V6	GIP-502	23221-0A040
QUANTUM		2004-	2TR-FE	2.7	L4	GIP-507	23220-75040
RACTIS	NCP120	2010-2016	1NZ-FE	1.5	L4	GIP-541	23221-47030
RACTIS	NSP120	2014-2016	1NR-FKE	1.3	L4	GIP-541	23221-47031
RAUM	EXZ10	1997-2003	5E-FE	1.5	L4	GIP-502	23221-11050
RAUM	NCZ25	2003-2011	1NZ-FE	1.5	L4	GIP-502	23221-21020
RAV4	ACA20	2000-2005	1AZ-FE	2.0	L4	GIP-502	23221-28030
RAV4	ACA22	2003-2005	2AZ-FE	2.4	L4	GIP-502	23221-28280
RAV4	ACA30	2005-2008	1AZ-FE	2.0	L4	GIP-535	23220-28090
RAV4	ACA30	2008-2012	1AZ-FE	2.0	L4	GIP-536	23220-36011

* = Module assy number

01

Product Appearance

02

Car Application

03

Cross Reference List

04

Important Notice

02 Car Application

01

Product Appearance

02









Car Application

03









Cross Reference List

04

Important Notice

 Car Model	 Model Code	 Model Year	 Engine	 Size	 Cyl	 HKT No.	 Reference No.
TOYOTA							
RAV4	ACA31	2005-2008	2AZ-FE	2.4	L4	GIP-535	23220-28090
RAV4	ACA31	2008-2016	2AZ-FE	2.4	L4	GIP-536	23220-36010
RAV4	GSA33	2006-2012	2GR-FE	3.5	V6	GIP-535	23220-31120
RAV4	SXA10	1994-2000	3S-FE	2.0	L4	GIP-502	23221-16490
REGIUSACE	TRH200V	2004-2013	1TR-FE	2.0	L4	GIP-507	23220-75040
REGIUSACE	TRH214W	2004-2013	2TR-FE	2.7	L4	GIP-507	23220-75040
REGIUSACE	TRH221K	2005-2013	2TR-FE	2.7	L4	GIP-507	23220-75041
RUKUS	AZE151	2010-2015	2AZ-FE	2.4	L4	GIP-503	23220-37121
SCEPTER	SXV15	1992-1996	5S-FE	2.2	L4	GIP-502	23220-03020
SCEPTER	VCV15	1992-1996	3VZ-FE	3.0	V6	GIP-502	23220-03020
SCION TC	ANT10	2004-2010	2AZ-FE	2.4	L4	GIP-502	23221-28020
SCION XA	NCP61	2003-2005	1NZ-FE	1.5	L4	GIP-502	23221-21060
SCION XB	AZE151	2007-2015	2AZ-FE	2.4	L4	GIP-503	23220-37180
SCION XB	NCP31	2003-2006	1NZ-FE	1.5	L4	GIP-502	23221-21030
SELICA	ST182	1989-1993	3S-FE	2.0	L4	GIP-602	23221-16390
SEQUOIA	UCK35	2000-2004	2UZ-FE	4.7	V8	GIP-601	23221-0F010
SEQUOIA	USK60	2007-2017	3UR-FE	5.7	V8	GIP-540	23220-0S011
SIENNA	MCL10	1997-2003	1MZ-FE	3.0	V6	GIP-502	23221-0A030
SIENNA	MCL20	2003-2006	3MZ-FE	3.3	V6	GIP-514	23220-0A050
SIENTA	NCP81G	2003-2015	1NZ-FE	1.5	L4	GIP-503	23220-21111
SIENTA	NCP85G	2003-2014	2NZ-FE	1.3	L4	GIP-503	23220-21121
SOARER	GZ20	1988-1991	1GGTEU	2.0	L6	GIP-602	23220-79015
SOARER	JZZ30	1991-2000	1JZ-GTE	2.5	L6	GIP-601	23221-62010
SOARER	JZZ31	1991-2000	2JZ-GE	3.0	L6	GIP-601	23221-62010
SOARER	UZZ30	1991-2000	1UZ-FE	4.0	V8	GIP-601	23221-62010
SOARER	UZZ40	2001-2005	3UZ-FE	4.3	V8	GIP-601	23221-50090
SOARER	UZZ40	2005-2010	3UZ-FE	4.3	V8	GIP-601	23221-50200
SOLUNA	AL50	1996-2003	5A-FE	1.5	L4	GIP-502	23220-74021
SOLUNA VIOS	NCP41	2003-2007	2NZ-FE	1.3	L4	GIP-502	23221-21060
SOLUNA VIOS	NCP42	2002-2007	1NZ-FE	1.5	L4	GIP-502	23221-21060
SPADE	NSP141	2015-	2NR-FKE	1.5	L4	GIP-541	23221-47031
SPRINTER	AE91	1987-1991	5A-FE	1.5	L4	GIP-602	23221-16390
SPRINTER	AE95	1987-1991	4AF-E	1.6	L4	GIP-602	23221-16390
SPRINTER TRUENO	AE92	1987-1991	4AG-ZE	1.6	L4	GIP-602	23221-50010
SRESSIDA	GX71	1988-1992	1GFE	2.0	L6	GIP-602	23220-43070

*= Module assy number

 Car Model	 Model Code	 Model Year	 Engine	 Size	 Cyl	 HKT No.	 Reference No.
TOYOTA							
STARLET	EP91	1996-1999	4E-FE	1.3	L4	GIP-502	23221-16490
SUCCEED	NCP160	2014-	1NZ-FE	1.5	L4	GIP-541	23221-47031
SUCCEED	NCP50	2002-2014	2NZ-FE	1.3	L4	GIP-502	23221-22140
SUCCEED	NCP51	2002-2014	1NZ-FE	1.5	L4	GIP-502	23221-22140
SUCCEED	NSP160	2014-	1NR-FE	1.3	L4	GIP-541	23221-47031
SUPRA	JZA70	1990-1993	1JZ-GTE	2.5	L6	GIP-602	23221-50010
SUPRA	JZA80	1993-2002	2JZ-GTE	3.0	L6	GIP-502	23221-46070
SUPRA	MA70	1988-1993	7M-GTE	2.0	L6	GIP-602	23221-42130
T100	RCK10	1993-1998	3RZ-FE	2.7	L4	GIP-502	23221-46010
T100	VCK21	1994-1998	5VZ-FE	3.4	V6	GIP-502	23221-46010
TACOMA	RZN140	1995-2004	2RZ-FE	2.4	L4	GIP-502	23220-0C010
TACOMA	RZN150	1995-2004	3RZ-FE	2.7	L4	GIP-502	23220-0C010
TACOMA	VZN150	1995-2004	5VZ-FE	3.4	V6	GIP-502	23220-0C010
TARAGO	ACR30	2000-2006	2AZ-FE	2.4	L4	GIP-502	23221-28020
TARAGO	ACR50	2006-2012	2AZ-FE	2.4	L4	GIP-503	23220-28400
TARAGO	TCR10	1990-1999	2TZ-FE	2.4	L4	GIP-602	23220-43070
TERCEL	EL31	1989-1990	3EE	1.5	L4	GIP-602	23220-43070
TERCEL	EL51	1994-1999	4E-FE	1.3	L4	GIP-502	23221-11050
TERCEL	EL53	1990-1999	5E-FE	1.5	L4	GIP-502	23221-16490
TOYOACE	RZY220	2001-2003	1RZ-E	2.0	L4	GIP-502	23221-46010
TOYOACE	TRC600	2011-2016	2TR-FE	2.7	L4	GIP-502	23221-46010
TOYOACE	TRU300	2007-2011	2TR-FE	2.7	L4	GIP-502	23221-46010
TOYOACE	TRY220	2003-2018	1TR-FE	2.0	L4	GIP-502	23221-46010
TUNDRA	GSK50	2006-2013	1GR-FE	4.0	V6	GIP-540	23220-0F050
TUNDRA	UCK30	1999-2004	2UZ-FE	4.7	V8	GIP-601	23221-50060
TUNDRA	UCK50	2006-2009	2UZ-FE	4.7	V8	GIP-540	23220-0F051
TUNDRA	UPK50	2009-2013	1UR-FE	4.6	V8	GIP-540	23220-0S011
TUNDRA	USK50	2007-2010	3UR-FE	5.7	V8	GIP-540	23220-0S011
TUNDRA	VCK30	1999-2004	5VZ-FE	3.4	V6	GIP-502	23221-07010
VAN	YR21	1983-1988	3Y-EC	2.0	L4	GIP-602	23220-19015
VAN	YR22	1988-1990	4Y-EC	2.2	L4	GIP-602	23220-16084
VAN	YR31	1983-1988	4Y-EC	2.2	L4	GIP-602	23220-19015
VANGUARD	ACA33	2007-2013	2AZ-FE	2.4	L4	GIP-535	23220-28090
VANGUARD	GSA33	2007-2012	2GR-FE	3.5	V6	GIP-535	23220-31120
VERSO	NSP120	2010-2016	1NR-FE	1.3	L4	GIP-541	23221-47031

*= Module assy number

01

Product Appearance

02

Car Application

03

Cross Reference List

04

Important Notice

02 Car Application

01

Product Appearance

02



Car Application

03









Cross Reference List

04

Important Notice

 Car Model	 Model Code	 Model Year	 Engine	 Size	 Cyl	 HKT No.	 Reference No.
TOYOTA							
VIOS	NCP150	2013-	1NZ-FE	1.5	L4	GIP-544	23221-0Y050
VIOS	NCP151	2013-	2NZ-FE	1.3	L4	GIP-544	23221-0Y050
VIOS	NCP41	2003-2007	2NZ-FE	1.3	L4	GIP-502	23221-21060
VIOS	NCP42	2003-2007	1NZ-FE	1.5	L4	GIP-502	23221-21060
VIOS	NCP92	2007-2008	2NZ-FE	1.3	L4	GIP-503	23220-21210
VIOS	NCP92	2008-2013	2NZ-FE	1.3	L4	GIP-537	23220-0M051
VIOS	NCP93	2007-2013	1NZ-FE	1.5	L4	GIP-503	23220-0M030
VIOS	ZSP92	2008-2013	1ZR-FE	1.6	L4	GIP-503	23220-0T051
VIOS CHINA	NSP150	2013-	1NR-FE	1.3	L4	GIP-544	23221-0Y010
VIOS CHINA	NSP151	2013-	2NR-FE	1.5	L4	GIP-544	23221-0Y010
VIOS Thai	NSP-151	2016-	2NR-FE	1.5	L4	GIP-546	23220-0T171
VISTA	SV50	1998-2003	3S-FSE	2.0	L4	GIP-502	23221-15030
VISTA	ZZV50	1998-2003	1ZZ-FE	1.8	L4	GIP-502	23221-15030
VITZ	KSP130	2010-	1KR-FE	1.0	L3	GIP-541	23221-47031
VITZ	KSP90	2005-2010	1KR-FE	1.0	L3	GIP-503	23220-21210
VITZ	NCP10	1999-2005	2NZ-FE	1.3	L4	GIP-502	23221-22030
VITZ	NCP13	2000-2005	1NZ-FE	1.5	L4	GIP-502	23221-22140
VITZ	NCP131	2010-2017	1NZ-FE	1.5	L4	GIP-541	23221-47031
VITZ	NCP95	2005-2010	2NZ-FE	1.3	L4	GIP-503	23220-21221
VITZ	NSP130	2010-2014	1NR-FE	1.3	L4	GIP-541	23221-47031
VITZ	NSP130	2014-	1NR-FKE	1.3	L4	GIP-541	23221-47031
VITZ	SCP10	1999-2005	1SZ-FE	1.0	L4	GIP-502	23221-22140
VOLTZ	ZZE137	2002-2004	2ZZ-GE	1.8	L4	GIP-502	23221-0A030
WIGO	B100	2014-2017	1KR-DE	1.0	L3	GIP-547	23100-BZ150 23210-BZ170 *
WIGO	B100	2017-	1KR-VE	1.0	L3	GIP-547	23210-BZ350 *
WILL CYPHA	NCP75	2002-2005	1NZ-FE	1.5	L4	GIP-502	23221-21020
WINDOM	MCV21	1996-2001	2MZ-FE	2.5	V6	GIP-502	23221-15030
WINDOM	MCV30	2001-2006	1MZ-FE	3.0	V6	GIP-502	23221-0A040
YARIS	KSP130	2011-2012	1KR-FE	1.0	L3	GIP-541	23221-47031
YARIS	KSP90	2005-2011	1KR-FE	1.0	L3	GIP-503	23220-0Q031
YARIS	NCP130	2011-2014	2NZ-FE	1.3	L4	GIP-541	23221-47030
YARIS	NCP131	2011-2014	1NZ-FE	1.5	L4	GIP-541	23221-47031
YARIS	NCP90	2008-2011	2NZ-FE	1.3	L4	GIP-537	23220-0M050
YARIS	NCP91	2005-2011	1NZ-FE	1.5	L4	GIP-503	23220-21210
YARIS	NSP152	2013-2017	3NR-FE	1.2	L4	GIP-544	23221-0Y050

*= Module assy number

 Car Model	 Model Code	 Model Year	 Engine	 Size	 Cyl	 HKT No.	 Reference No.
TOYOTA							
YARIS	SCP90	2005-2008	2SZ-FE	1.3	L4	GIP-503	23220-0Q031
YARIS ASIA	NSP152	2013-2017	3NR-FE	1.2	L4	GIP-544	23221-0Y050
YARIS EURO	KSP130	2011-2012	1KR-FE	1.0	L3	GIP-541	23221-47031
YARIS EURO	NSP130	2011-2012	1NZ-FE	1.5	L4	GIP-541	23221-47031
YARIS USA	NCP150	2013-2016	1NZ-FE	1.5	L4	GIP-544	23221-0Y050
YARIS USA	NCP151	2013-2016	2NZ-FE	1.3	L4	GIP-544	23221-0Y050
YARIS USA	NSP152	2013-2017	3NR-FE	1.2	L4	GIP-544	23221-0Y050

01

Product Appearance

02

Car Application

03

Cross Reference List

04

Important Notice

*= Module assy number

01

Product Appearance

Car Brand	Reference No.	HKT No.
ACURA	17040-S04-G41	GIP-523
	17040-S3M-A00	GIP-529
	17040-S84-A02	GIP-529
	17040-SK7-A70	GIP-602
	17040-SR3-A31	GIP-523
	17040-SV1-A32	GIP-509
	17040-SW5-A30	GIP-509
	17040-SW5-A32	GIP-509
	17045-S3V-A50 *	GIP-516
	17045-SEC-A00 *	GIP-516
	17045-SEP-A01 *	GIP-516
	8-97163-248-1	GIP-501

02

Car Application

Car Brand	Reference No.	HKT No.
DAIHATSU	23100-87733	GIP-602
	23100-B1030	GIP-517
	23100-BZ010	GIP-517
	23100-BZ090	GIP-517
	23100-BZ150	GIP-547
	23100-BZ220	GIP-550
	23210-87711 *	GIP-602
	23210-B1010 *	GIP-517
	23210-BZ100 *	GIP-517
	23210-BZ130 *	GIP-550
	23210-BZ170 *	GIP-547
	23210-BZ180 *	GIP-543
	23220-BZ020	GIP-543

03

Cross Reference List

Car Brand	Reference No.	HKT No.
FORD	A2C53440189	GIP-606
	AB39-9H307-EC *	GIP-606

04

Important Notice

Car Brand	Reference No.	HKT No.
HONDA	17040-S01-A31	GIP-523
	17040-S02-L00	GIP-523
	17040-S04-G31	GIP-523
	17040-S04-G41	GIP-523
	17040-S0X-A00	GIP-531
	17040-S10-C20	GIP-509
	17040-S2A-A50	GIP-529

Car Brand	Reference No.	HKT No.
HONDA	17040-S2H-930	GIP-529
	17040-S30-A31	GIP-519
	17040-S30-A50	GIP-523
	17040-S3V-A00	GIP-531
	17040-S3Y-000	GIP-529
	17040-S5A-930	GIP-527
	17040-S5H-P30	GIP-527
	17040-S5H-T30	GIP-527
	17040-S6M-930	GIP-527
	17040-S7A-931	GIP-501
	17040-S84-A02	GIP-529
	17040-S9A-000	GIP-520
	17040-SAA-000	GIP-520
	17040-SAA-M00	GIP-520
	17040-SDC-E00	GIP-529
	17040-SDD-E00	GIP-516
	17040-SH5-A30	GIP-602
	17040-SM4-A30	GIP-602
	17040-SP0-A30	GIP-602
	17040-SR1-A31	GIP-523
	17040-SR2-A33	GIP-510
	17040-SS0-A30	GIP-602
	17040-ST7-A33	GIP-523
	17040-ST7-L31	GIP-523
	17040-SV1-A31	GIP-509
	17040-SW5-932	GIP-509
	17040-SW5-A32	GIP-509
	17040-SX0-A30	GIP-523
	17040-SX0-A32	GIP-523
	17045-S3V-A00 *	GIP-531
	17045-S5A-A00 *	GIP-527
	17045-SEC-A00 *	GIP-516
	17045-SHJ-A30 *	GIP-527
17045-SNA-020 *	GIP-515	
17045-SNA-A31 *	GIP-515	
17045-SWA-A01 *	GIP-516	
17045-TF0-000 *	GIP-520	
17708-SD4-013 *	GIP-602	
17708-SD4-033 *	GIP-602	
17708-SE0-S30 *	GIP-602	

* = Module assy number

Car Brand	Reference No.	HKT No.
HONDA	17708-SF1-931 *	GIP-602
	17708-SG0-A31 *	GIP-602
	17708-SG0-S31 *	GIP-602
	17708-SH2-S00 *	GIP-602
	17708-SH3-A36 *	GIP-602
	17708-SH5-A31 *	GIP-602
	17708-SK7-A32 *	GIP-602
	17708-SK7-A35 *	GIP-602
	17708-SL5-A31 *	GIP-602
	17708-SMA-931-M1 *	GIP-527
	8-97069-336-1	GIP-602
	8-97118-512-0	GIP-501
	8-97118-858-0	GIP-501

Car Brand	Reference No.	HKT No.
HYUNDAI	31110-25510	GIP-524
	31110-26350	GIP-524
	31110-26750	GIP-524
	31110-2C531	GIP-522
	31110-2C631	GIP-522
	31110-33610	GIP-501
	31110-39100	GIP-521
	31110-3K600	GIP-522
	31110-3K700	GIP-522
	31111-09000	GIP-522
	31111-22050	GIP-528
	31111-28150	GIP-501
	31111-38000	GIP-528
	31111-B4000	GIP-607

Car Brand	Reference No.	HKT No.
INFINITI	17042-2Y904	GIP-524
	17042-33E00	GIP-510
	17042-6J900	GIP-501

Car Brand	Reference No.	HKT No.
ISUZU	5-86202-235-0	GIP-501
	8-94479-418-2	GIP-501
	8-97041-876-1	GIP-501
	8-97118-512-0	GIP-501

Car Brand	Reference No.	HKT No.
ISUZU	8-98159-358-0	GIP-605

Car Brand	Reference No.	HKT No.
KIA	0K01A-13-350B	GIP-501
	0K24T-13-35ZA	GIP-501
	31110-1D550	GIP-522
	31110-1G500	GIP-522
	31110-2G100	GIP-522
	31110-2G150	GIP-524
	31110-2J400	GIP-522
	31110-38000	GIP-521
	31110-38260	GIP-521
	31110-3F510	GIP-521
	31110-3F700	GIP-528
	31111-07000	GIP-501
	31111-07600	GIP-501
	31111-1G500	GIP-522

Car Brand	Reference No.	HKT No.
LEXUS	23220-0A050	GIP-514
	23220-0P030	GIP-514
	23220-28321	GIP-513
	23220-28340	GIP-537
	23220-31430	GIP-540
	23220-36011	GIP-536
	23220-36130	GIP-538
	23220-38021	GIP-540
	23220-38030	GIP-540
	23220-38041	GIP-540
	23220-38050	GIP-540
	23220-38061	GIP-540
	23220-43070	GIP-602
	23220-46030	GIP-601
	23220-47011	GIP-537
	23220-50271	GIP-540
	23220-51010	GIP-514
	23220-74020	GIP-502
	23221-0A040	GIP-502
	23221-16490	GIP-502
23221-20030	GIP-502	

*= Module assy number

01

Product Appearance

02

Car Application

03

Cross Reference List

04

Important Notice

01

Product Appearance

Car Brand	Reference No.	HKT No.
LEXUS	23221-31150	GIP-601
	23221-46060	GIP-601
	23221-46120	GIP-601
	23221-50040	GIP-602
	23221-50090	GIP-601
	23221-50100	GIP-514
	23221-50200	GIP-601
	23221-62010	GIP-601
	23221-62060	GIP-514
	23221-74110	GIP-601
	77020-0E012 *	GIP-514

02

Car Application

Car Brand	Reference No.	HKT No.
MAZDA	1F20-13-350E	GIP-534
	1F21-13-350B	GIP-534
	1F22-13-350C	GIP-534
	1F60-13-350B *	GIP-534
	1F70-13-350A	GIP-533
	1F80-13-350B	GIP-533
	A2C53440189	GIP-606
	AB39-9H307-EC *	GIP-606
	AJ51-13-350	GIP-501
	AJ51-13-35Z *	GIP-501
	B3E7-13-35ZB *	GIP-501
	B61P-13-350B	GIP-501
	B630-13-350C	GIP-602
	B6BF-13-35Z *	GIP-501
	B6BG-13-35Z *	GIP-501
	B6DA-13-350	GIP-501
	BP02-13-35ZD *	GIP-602
	BP4W-13-350A	GIP-501
	BP4W-13-35ZG *	GIP-501
	BPE8-13-35Z *	GIP-501
	CA01-13-350A	GIP-501
	CA01-13-35XC *	GIP-501
	CA41-13-350	GIP-501
	CA41-13-35X *	GIP-501
	CY01-13-35XA *	GIP-501
	CY03-13-350	GIP-501
	F201-13-350F	GIP-602

04

Important Notice

Car Brand	Reference No.	HKT No.
MAZDA	F201-13-350H	GIP-602
	G607-13-350	GIP-602
	G608-13-350B	GIP-602
	GY01-13-350A	GIP-501
	GY01-13-35ZA *	GIP-501
	JE17-13-350A	GIP-602
	JE22-13-35Z *	GIP-602
	JE45-13-35ZB *	GIP-501
	JE48-13-35ZC *	GIP-501
	JF01-13-350C	GIP-602
	KJ01-13-350	GIP-501
	KJ01-13-35ZA *	GIP-602
	KJ14-13-35Z *	GIP-501
	KL47-13-350	GIP-501
	KL47-13-35ZB *	GIP-501
	KL64-13-35XB *	GIP-532
	KLK1-13-35Z *	GIP-501
	L33L-13-35ZA *	GIP-501
	L3F7-13-35ZC *	GIP-501
	L518-13-350	GIP-501
L518-13-35XB *	GIP-501	
LF67-13-35XE *	GIP-501	
LFB-13-350	GIP-540	
LFB6-13-35XB *	GIP-501	
LFB7-13-350	GIP-501	
LFG1-13-35XA *	GIP-518	
N318-13-350A	GIP-602	
N3A1-13-35Z *	GIP-602	
ZJ38-13-350	GIP-512	
ZL01-13-350A	GIP-501	
ZL01-13-35ZA *	GIP-501	
ZY08-13-35XG *	GIP-511	
ZY08-13-35XH *	GIP-511	
ZZS1-13-350A	GIP-511	

Car Brand	Reference No.	HKT No.
MITSUBISHI	1760A233	GIP-501
	1760A292	GIP-518
	1760A609	GIP-548
	AW332718	GIP-501

* = Module assy number

Car Brand	Reference No.	HKT No.
	AW334174	GIP-501
	MB400420	GIP-602
	MB400671	GIP-602
	MB408502	GIP-602
	MB504841	GIP-602
	MB527115	GIP-602
	MB527397	GIP-602
	MB554100	GIP-602
	MB598093	GIP-602
	MB598094	GIP-602
	MB598410	GIP-602
	MB658436	GIP-501
	MB678038	GIP-501
	MB698623	GIP-501
	MB698857	GIP-501
	MB698858	GIP-602
	MB831262	GIP-501
	MB831264	GIP-501
	MB831560	GIP-501
	MB831561	GIP-501
	MB831562	GIP-501
	MB959847	GIP-501
	MN106213	GIP-501
	MN161721	GIP-501
	MR124765	GIP-501
	MR124881	GIP-501
	MR134284	GIP-501
	MR134806	GIP-501
	MR134868	GIP-501
	MR134901	GIP-501
	MR208665	GIP-501
	MR241083	GIP-501
	MR241351	GIP-501
	MR241394	GIP-501
	MR431087	GIP-531
	MR439710	GIP-501
	MR465688	GIP-531
	MR497143	GIP-501
	MR508283	GIP-531
	MR508285	GIP-531

mitsubishi

Car Brand	Reference No.	HKT No.
	MR548361	GIP-501
	MR739710	GIP-501
	MR968070	GIP-501
MITSUBISHI	MR990817	GIP-531
	MR990818	GIP-531
	MR993339	GIP-501
	MR993340	GIP-501

Car Brand	Reference No.	HKT No.
	17040-32F11	GIP-501
	17040-32F12	GIP-501
	17040-3S515	GIP-526
	17040-8B000	GIP-526
	17040-8B005	GIP-526
	17042-0M021	GIP-501
	17042-0M023	GIP-501
	17042-0W005	GIP-525
	17042-10S00	GIP-501
	17042-1E300	GIP-501
	17042-1E400	GIP-501
	17042-1W210	GIP-525
	17042-2Y900	GIP-524
	17042-30R11	GIP-602
	17042-31U00	GIP-525
NISSAN	17042-31U08	GIP-525
	17042-40F00	GIP-602
	17042-4B000	GIP-501
	17042-4S400	GIP-525
	17042-51L01	GIP-603
	17042-5F600	GIP-501
	17042-5M800	GIP-510
	17042-5M802	GIP-510
	17042-5S700	GIP-525
	17042-5Y700	GIP-510
	17042-62E00	GIP-602
	17042-62J00	GIP-602
	17042-7B025	GIP-510
	17042-7J100	GIP-525
	17042-85L00	GIP-602
	17042-96E00	GIP-602

*= Module assy number

01

Product Appearance

02

Car Application

03

Cross Reference List

04

Important Notice

03 Cross Reference List

01

Product Appearance

Car Brand	Reference No.	HKT No.
NISSAN	17042-AC700	GIP-510
	17042-V7300	GIP-603
	17042-VJ200	GIP-508
	17042-VJ20A	GIP-508
	17042-VT200	GIP-603
	17042-VW000	GIP-509

Car Brand	Reference No.	HKT No.
PERODUA	23210-BZ061 *	GIP-517
	23210-BZ140 *	GIP-517

Car Brand	Reference No.	HKT No.
SUBARU	42021-AA030	GIP-530
	42021-AA330	GIP-530
	42021-AC170	GIP-530
	42021-AC200	GIP-530
	42021-AG010	GIP-514
	42021-AG100	GIP-514
	42021-FA000	GIP-602
	42021-FA040	GIP-602
	42021-FA200	GIP-530
	42021-FA250	GIP-530
	42021-FC021	GIP-530
	42021-PA000	GIP-602
	42022-AE011 *	GIP-530
	42022-AG190 *	GIP-514
	42022-AG200 *	GIP-514
	42022-FE010 *	GIP-530
	42022-FE011 *	GIP-530
	42022-FE031 *	GIP-530

Car Brand	Reference No.	HKT No.
SUZUKI	15100-50G10-000 *	GIP-501
	15100-54813-000 *	GIP-501
	15100-54820-000 *	GIP-501
	15100-54830-000 *	GIP-501
	15100-58B01-000 *	GIP-501
	15100-60G20-000 *	GIP-501
	15100-60G21-000 *	GIP-501
	15100-60K01-000 *	GIP-506

02

Car Application

Car Brand	Reference No.	HKT No.
SUZUKI	15100-61810-000	GIP-602
	15100-61A00-000 *	GIP-602
	15100-61A02-000 *	GIP-501
	15100-63840-000 *	GIP-518
	15100-63J02-000 *	GIP-518
	15100-65D02-000 *	GIP-501
	15100-65D22-000 *	GIP-501
	15100-65D70-000 *	GIP-501
	15100-77E00-000 *	GIP-501
	15100-80C10-000 *	GIP-501
	15100-84M00-000 *	GIP-542
	15101-61B03-000 *	GIP-602
	15110-50G00-000	GIP-501
	15110-54G00-000	GIP-501
	15110-54G10-000	GIP-501
	15110-60GT0-000	GIP-501
	15110-61B00-000	GIP-602
	15110-61BT0-000	GIP-602
	15110-63810-000	GIP-604
	15110-63B01-000	GIP-604
15110-65G00-000	GIP-501	

Car Brand	Reference No.	HKT No.
TOYOTA	23100-B1030	GIP-517
	23100-B1050	GIP-517
	23100-BZ010	GIP-517
	23100-BZ090	GIP-517
	23100-BZ150	GIP-547
	23100-BZ220	GIP-550
	23101-BZ070	GIP-550
	23210-BZ100 *	GIP-517
	23210-BZ130 *	GIP-550
	23210-BZ150 *	GIP-550
	23210-BZ170 *	GIP-547
	23210-BZ180 *	GIP-543
	23210-BZ350 *	GIP-547
	23220-02040	GIP-502
	23220-03020	GIP-502
	23220-0A050	GIP-514
23220-0C010	GIP-502	

04

Important Notice

*= Module assy number

Car Brand	Reference No.	HKT No.
	23220-0C051	GIP-505
	23220-0C081	GIP-504
	23220-0C120	GIP-504
	23220-0C130	GIP-505
	23220-0C171	GIP-545
	23220-0C181	GIP-539
	23220-0C201	GIP-545
	23220-0D160	GIP-503
	23220-0D171	GIP-503
	23220-0F050	GIP-540
	23220-0F051	GIP-540
	23220-0H062	GIP-513
	23220-0H071	GIP-513
	23220-0H072	GIP-513
	23220-0H082	GIP-513
	23220-0H131	GIP-503
	23220-0H141	GIP-503
	23220-0H151	GIP-513
	23220-0M030	GIP-503
	23220-0M050	GIP-537
	23220-0M051	GIP-537
	23220-0P010	GIP-505
	23220-0P160	GIP-505
	23220-0P200	GIP-545
	23220-0Q031	GIP-503
	23220-0S011	GIP-540
	23220-0T021	GIP-503
	23220-0T051	GIP-503
	23220-0T081	GIP-503
	23220-0T091	GIP-503
	23220-0T110	GIP-503
	23220-0T111	GIP-503
	23220-0T121	GIP-503
	23220-0T171	GIP-546
	23220-0T180	GIP-537
	23220-0T181	GIP-537
	23220-0T200	GIP-539
	23220-0T211	GIP-539
	23220-0T221	GIP-539
	23220-0T241	GIP-539

TOYOTA

Car Brand	Reference No.	HKT No.
	23220-0V131	GIP-538
	23220-0V180	GIP-538
	23220-16070	GIP-602
	23220-16080	GIP-602
	23220-16083	GIP-602
	23220-16084	GIP-602
	23220-16190	GIP-602
	23220-19015	GIP-602
	23220-21111	GIP-503
	23220-21121	GIP-503
	23220-21132	GIP-503
	23220-21181	GIP-503
	23220-21200	GIP-539
	23220-21210	GIP-503
	23220-21211	GIP-539
	23220-21221	GIP-503
	23220-22120	GIP-503
	23220-28090	GIP-535
	23220-28230	GIP-503
	23220-28301	GIP-503
	23220-28400	GIP-503
	23220-30011	GIP-514
	23220-31120	GIP-535
	23220-31180	GIP-514
	23220-31330	GIP-540
	23220-31430	GIP-540
	23220-31460	GIP-540
	23220-31470	GIP-540
	23220-31540	GIP-540
	23220-36010	GIP-536
	23220-36011	GIP-536
	23220-36061	GIP-538
	23220-37040	GIP-539
	23220-37071	GIP-503
	23220-37121	GIP-503
	23220-37180	GIP-503
	23220-38041	GIP-540
	23220-38061	GIP-540
	23220-43070	GIP-602
	23220-47011	GIP-537

TOYOTA

01

Product Appearance

02

Car Application

03

Cross Reference List

04

Important Notice

* = Module assy number

01

Product Appearance

Car Brand	Reference No.	HKT No.
TOYOTA	23220-50260	GIP-540
	23220-50271	GIP-540
	23220-51010	GIP-514
	23220-70170	GIP-602
	23220-74020	GIP-502
	23220-74021	GIP-502
	23220-75040	GIP-507
	23220-75041	GIP-507
	23220-75170	GIP-514
	23220-75171	GIP-514
	23220-75220	GIP-549
	23220-75221	GIP-549
	23220-79015	GIP-602
	23220-BZ020	GIP-543
	23221-03010	GIP-502
	23221-03040	GIP-502
	23221-07010	GIP-502
	23221-0A030	GIP-502
	23221-0A040	GIP-502
	23221-0D100	GIP-502
	23221-0F010	GIP-601
	23221-0Y010	GIP-544
	23221-0Y050	GIP-544
	23221-11050	GIP-502
	23221-13010	GIP-502
	23221-15030	GIP-502
	23221-15040	GIP-502
23221-16390	GIP-602	
23221-16440	GIP-602	
23221-16490	GIP-502	
23221-20030	GIP-502	
23221-20040	GIP-502	
23221-21010	GIP-502	
23221-21020	GIP-502	
23221-21030	GIP-502	
23221-21060	GIP-502	
23221-21170	GIP-514	
23221-22030	GIP-502	
23221-22140	GIP-502	
23221-28020	GIP-502	

02

Car Application

03

Cross Reference List

04

Important Notice

Car Brand	Reference No.	HKT No.
TOYOTA	23221-28030	GIP-502
	23221-28280	GIP-502
	23221-31010	GIP-601
	23221-31050	GIP-514
	23221-31150	GIP-601
	23221-42130	GIP-602
	23221-46010	GIP-502
	23221-46070	GIP-502
	23221-46120	GIP-601
	23221-47030	GIP-541
	23221-47031	GIP-541
	23221-50010	GIP-602
	23221-50020	GIP-602
	23221-50060	GIP-601
	23221-50090	GIP-601
	23221-50200	GIP-601
	23221-50210	GIP-514
	23221-62010	GIP-601
	23221-62060	GIP-514
	23221-62070	GIP-514
	23221-66040	GIP-601
	23221-70360	GIP-601
	23221-74090	GIP-502
	23221-74110	GIP-601
	23221-75020	GIP-514
	23221-75030	GIP-502
	23221-76030	GIP-502
77020-0D320 *	GIP-546	

*= Module assy number

A rectangular sign with a red border and the word "ATTENTION" in bold red capital letters. The sign is suspended by two thin lines from a central point above it.

ATTENTION

SAFETY PRECAUTIONS

HKT fuel pumps are not designed for use in any non-automotive applications.

- Make sure there are no sources of spark or open flame.
- Perform work in a no-smoking area, or post no-smoking signs in the area selected.
- Keep a dry chemical fire extinguisher (class B) near the work area.

BEFORE INSTALLATION

- Perform this repair only in a properly equipped service facility.
- Allow the vehicle to cool before performing any operation which could possibly expose gasoline or gasoline vapor to hot parts such as catalytic converters, hot light bulbs or similar components.
- Position the vehicle in a clear, level, well ventilated work area.
- Disconnect the ground cable from the vehicle's battery before performing any operation involving gasoline, gasoline tanks and gasoline lines.
- Avoid using extension cords or lights which might overheat or cause sparks.
- To reduce the risk of fire and personal injury, it is necessary to relieve the fuel system pressure before serving fuel system components.
- Avoid inhaling gasoline fumes and prolonged skin contact with gasoline. Promptly wash any body areas which have been in contact with gasoline.

GENERAL PRECAUTIONS

- Never run a fuel pump dry or with any liquid other than petrol.
- Contamination is a major cause of fuel pump failure. Remove all contaminants from the fuel tank prior to installing the new pump. And use an in-tank filter (or strainer) to restrict large contaminants from getting into pump's working mechanism.
- During installation make sure no dirt or other contaminants are introduced into the fuel system. Fuel pump failure due to dirt or contamination is not covered under warranty.

Internal Structure and Components

01

Product Appearance

02

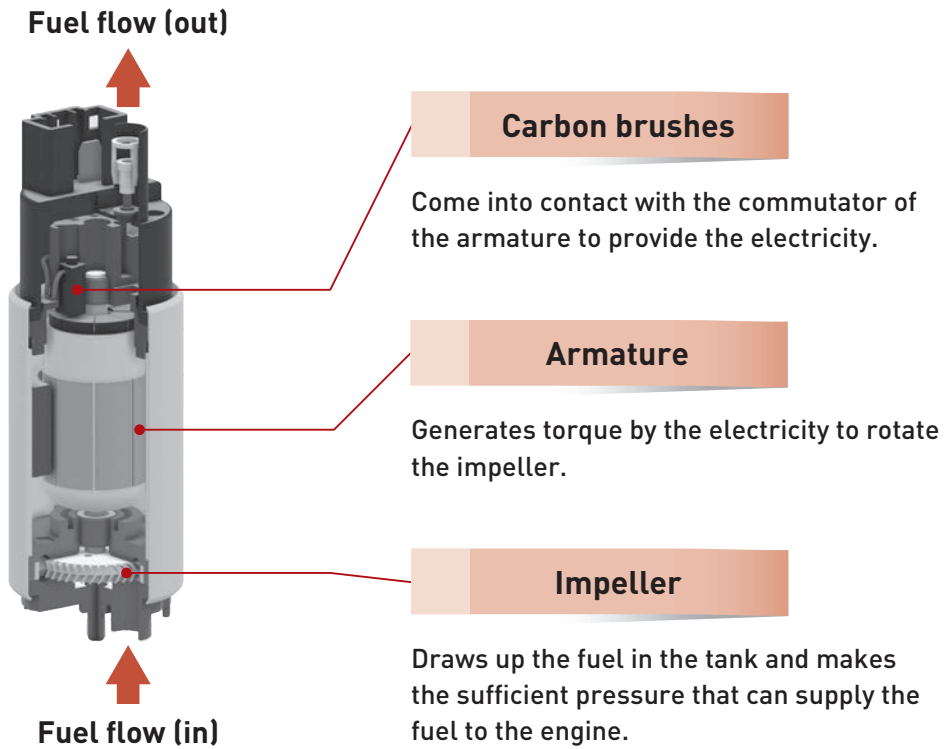
Car Application

03

Cross Reference List

04

Important Notice



Stop!! *Improper Test*

- *HKT product is 100% tested and inspected.
- *You don't need to do operation check by yourself.
- *If you do the test without fuel, the pump will get damaged due to frictional heat as below.

Cause	Problems
Heat by electricity and rotational friction without fuel.	Carbon brushes The carbon brushes will be burned out.
	Armature The plastic part of the armature will be melted.
	Impeller The impeller will be melted.

Fuel has the role to lubricate and cool down the in-tank pump.



<http://www.hkt-jp.com/>

HKT CORPORATION

5-8-24 Nishihashimoto, Midori-ku, Sagami-hara-City, Kanagawa 252-0131 Japan
TEL:+81-42-700-6641 FAX:+81-42-700-0773

Printed in Japan
2021.06.2,000(S)